

NAV JEEWAN MODEL SCHOOL

SUMMER VACATION

HOLIDAY HOMEWORK

-2026-

CLASS 8th

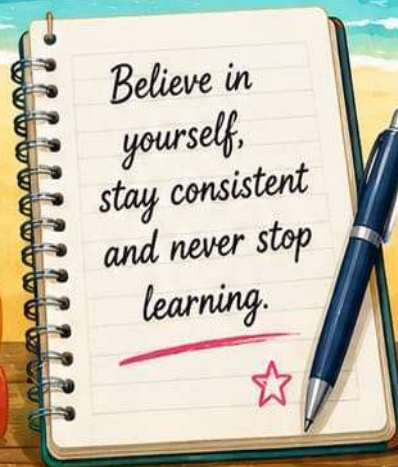


PLAN

LEARN

FOCUS

ACHIEVE



Believe in yourself,
stay consistent
and never stop
learning.



DREAM
BELIEVE
ACHIEVE



READ

THINK

EXPLORE

SUCCEED

MOTIVATION FOR YOU

★ Every small effort today
leads to a big success tomorrow! ★

MATHS

- ★ Q1. Do all the examples of Ch-3, Ch-4, Ch-1, Ch-7 in assignment notebook.
- ★ Q2. Draw the coordinate grid and locate the following points:
 - ★ ➤ A (-3, 2), B (-3, 0), C (-3, -2), D (3, 2), E (3, 0), F (3, -2),
 - ★ ➤ G (2, 1), H (-3, 0), I (2, 0), J (3, 1), K (1, 1), L (1, 1)
 - ★ ➤ Join all these points and name the figure which you obtained (In assignment notebook paste graph).
- ★ Q3. 1729 is an interesting number as it can be expressed as a sum of cubes in two different ways:
 - ★ $1729 = 1728 + 1 = 12^3 + 1^3$
 - ★ $1729 = 1000 + 729 = 10^3 + 9^3$
 - ★ ➤ Some more interesting numbers are:
 - ★ $4104 = 4096 + 8 = 16^3 + 2^3$
 - ★ $4104 = 3375 + 729 = 15^3 + 9^3$
 - ★ $13832 = 13824 + 8 = 24^3 + 2^3$
 - ★ ➤ Can you find some more?
 - ★ ➤ Think and write some more examples in your activity notebook.
- ★ Q4. Collect some information about your favorite mathematician and his contribution. Write on A4 size sheet and paste his picture also.
- ★ Q5. A nation needs to be rebuilt with a budget after war is over. You must imagine that budget and allocate across various sectors (Education, Healthcare, Environment, Infrastructure). You must create an accurate pie chart showing this budget allocation. Calculate the exact central angles for each sector. In project file.
- ★ Q6. Write properties of Rational Numbers (Pg 33). (For roll number 1 to 20)
OR
Write steps for finding square root of a perfect square by long division method (Pg 55) on chart (For roll number 21-40).

Worksheet-1

Square Roots & Cube Roots

- ★ 1. Find the square root of 64.
- ★ 2. Find the cube root of 125.
- ★ 3. Is 50 a perfect square?
- ★ 4. Find $\sqrt{121}$.
- ★ 5. Find $\sqrt[3]{27}$.
- ★ 6. Find the square root of 144 using prime factorization.
- ★ 7. Find the cube root of 216 using prime factorization.
- ★ 8. Find the smallest number by which 45 must be multiplied to make it a perfect square.
- ★ 9. Find the square root of 169.
- ★ 10. Find $\sqrt[3]{343}$.
- ★ 11. Find the square root of 2025 using long division method.
- ★ 12. Find the cube root of 1728.
- ★ 13. Find the least number that must be added to 300 to make it a perfect square.
- ★ 14. Find the square root of 729.
- ★ 15. Find $\sqrt[3]{1000}$.
- ★ 16. The area of a square field is 1024 m^2 . Find the length of one side.
- ★ 17. A cube has a volume of 3375 cm^3 . Find the length of its edge.
- ★ 18. Find the number of plants in each row if 784 plants are arranged in a square garden.
- ★ 19. A solid cube has volume 512 cm^3 . How many such cubes can be made from a solid cube of side 8 cm?
- ★ 20. Find the smallest number that must be divided by 180 to make it a perfect cube.
- ★ 21. Find the square root of 2 correct to one decimal place.

Worksheet-2

Chapter- Graph

- ★ 1. What is the point of intersection of the x-axis and y-axis called?
- ★ 2. Write the coordinates of the origin.
- ★ 3. In which quadrant does the point (3, -2) lie?
- ★ 4. What is the x-coordinate of any point on the y-axis?
- ★ 5. What is the y-coordinate of any point on the x-axis?
- ★ 6. Plot the point A (2, 3) on the graph paper.
- ★ Plot the points:
★ B (-2, 4), C (3, -1), D (-3, -3) and write their quadrants.
- ★ 7. Write the coordinates of a point that lies on the x-axis and is 5 units away from the origin.
- ★ 8. Write the coordinates of a point that lies on the y-axis and is 4 units below the origin.
- ★ 9. Find the distance of the point (0, 6) from the origin.
- ★ 10. Plot the points A (1, 2), B (2, 4), C (3, 6). What shape do you get?
- ★ 11. Plot the points (2, 2), (2, -2), (-2, -2), (-2, 2). What shape do you get?
- ★ 12. The cost of pencils is given by the rule:
★ Cost = 5 × number of pencils
★ Draw a graph for the same.
- ★ 13. The distance travelled by a car is given by:
★ Distance = 40 × time
★ Draw the graph for time = 1, 2, 3, 4 hours.
- ★ 14. The temperature of a place increases linearly.
★ If temperature is 20°C at 1 PM and increases by 2°C every hour, draw the graph.
- ★ 15. Plot any 5 points of your choice and join them to form a figure. Name the figure.

Worksheet-3

Linear Equations in One Variable

- | | |
|-----------------------------|---|
| 1. Solve:
$x + 5 = 12$ | 11. Solve:
$4x - 5 = 3x + 7$ |
| 2. Solve:
$x - 7 = 3$ | 12. Solve:
$6x + 2 = 2x + 18$ |
| 3. Find x:
$2x = 10$ | 13. Solve:
$5(x - 2) = 3(x + 4)$ |
| 4. Solve:
$x/3 = 6$ | 14. Solve:
$3x/2 + 5 = 14$ |
| 5. Find x:
$x + 0 = 9$ | 15. Solve:
$7(x + 1) = 2(x + 10)$ |
| 6. Solve:
$3x + 4 = 19$ | 16. The sum of a number and 15 is 35. Find the number. |
| 7. Solve:
$5x - 7 = 18$ | 17. Three times a number decreased by 5 is 25. Find the number. |
| 8. Solve:
$x/5 + 3 = 7$ | 18. The perimeter of a rectangle is 50 cm. If the length is 15 cm, find the breadth. |
| 9. Solve:
$7x = 49$ | 19. A number when multiplied by 4 and increased by 6 gives 30. Find the number. |
| 10. Solve:
$2x + 3 = 11$ | 20. Find a number such that when it is divided by 4 and increased by 7, the result is 15. |

SOCIAL STUDIES

MULTIDISCIPLINARY HOLIDAY HOMEWORK

Theme: War • AI • Smart Earth

PROJECT TITLE:

“Past, Present & Future: From War to Smart Earth”

Task:

- 1. War Analysis (SST + English)
Research a war (e.g., World War II / 1857)
Write: Causes & Consequences
Your opinion (critical thinking)
- 2. AI & Future (Science + ICT + English)
Write an article (150–200 words): “Will AI Replace Humans?”
Create a flowchart or PPT on AI working
- 3. Smart Earth (Science + Geography + Art)
Project on Climate Change
Include:
Data (temperature, pollution)
Graph (Math integration)
Activity: No Plastic Day Report
- 4. Creative Integration Task
Make a Project Portfolio / Digital PPT

Worksheet-1

Population Dynamics

➤ Section A: MCQs (1 mark each)

Population density means:

- a) Total number of people in a country
- b) Number of people per unit area
- c) Growth rate of population
- d) Migration of people

Which of the following is a push factor of migration?

- a) Better job opportunities
- b) Good education
- c) Natural disasters
- d) Better healthcare

Which continent has the highest population?

- a) Africa
- b) Europe
- c) Asia
- d) Australia

Birth rate refers to:

- a) Number of deaths per year
- b) Number of people moving out
- c) Number of live births per 1000 people
- d) Total population

Which factor affects population distribution?

- a) Climate
- b) Soil
- c) Water availability
- d) All of these

➤ Section B: True or False

Population is evenly distributed across the world. _____

Plains are more densely populated than mountains. _____

Migration always decreases population. _____

Death rate is the number of deaths per 1000 people. _____

Extreme climates discourage settlement. _____

➤ Section C: Assertion & Reasoning

Choose the correct option:

- A) Both A and R are true and R is correct explanation
- B) Both A and R are true but R is not correct explanation
- C) A is true but R is false
- D) A is false but R is true

Assertion (A): Population is unevenly distributed.

NAV JEEWAN MODEL SCHOOL

Reason (R): Physical and human factors influence settlement.

Assertion (A): Migration can increase population in an area.

Reason (R): People move from one place to another.

Assertion (A): Deserts have high population density.

Reason (R): Harsh climate discourages settlement.

Assertion (A): Plains are densely populated.

Reason (R): They are suitable for agriculture and transport.

➤ Section D: Short Answer Questions

1. What is population density?
2. Define birth rate and death rate.
3. What is migration?
4. Name two push factors and two pull factors of migration.
5. Why is population unevenly distributed?

➤ Section E: Long Answer Questions

1. Explain factors affecting population distribution.
2. Describe the causes and effects of migration.
3. Write a note on population growth.

➤ Section F: Map Work

On a world map: Mark and label:

One densely populated region (e.g., South Asia)

One sparsely populated region (e.g., Sahara Desert)

Shade:

Areas with high population density

Areas with low population density

Write one reason for each on the map.

Worksheet-2

Our Parliament

➤ Section A: MCQs (1 mark each)

The Parliament of India consists of:

a) Lok Sabha only

b) Rajya Sabha only

c) President, Lok Sabha and Rajya Sabha

d) Prime Minister and Council of Ministers

Members of Lok Sabha are:

a) Nominated

b) Elected by people

c) Appointed by President

d) Selected by judges

The maximum strength of Lok Sabha is:

a) 250

b) 545

c) 500

d) 300

The Rajya Sabha is also known as:

a) Lower House

b) Upper House

c) People's House

d) State Council

Who presides over the Lok Sabha?

a) President

b) Vice President

c) Speaker

d) Prime Minister

➤ Section B: True or False

Parliament makes laws for the country. _____

Rajya Sabha can be dissolved. _____

Lok Sabha represents the people of India. _____

The President is not a part of Parliament. _____

Members of Rajya Sabha are elected indirectly. _____

➤ Section C: Assertion & Reasoning

Choose the correct option:

NAV JEEWAN MODEL SCHOOL

- ★ A) Both A and R are true and R is correct explanation
- ★ B) Both A and R are true but R is not correct explanation
- ★ C) A is true but R is false
- ★ D) A is false but R is true
- ★ Assertion (A): Parliament is the supreme law-making body.
- ★ Reason (R): It makes laws for the entire country.
- ★ Assertion (A): Lok Sabha is called the House of the People.
- ★ Reason (R): Its members are directly elected by citizens.
- ★ Assertion (A): Rajya Sabha can be dissolved.
- ★ Reason (R): It is a permanent house.
- ★ Assertion (A): The President is part of Parliament.
- ★ Reason (R): No law can be passed without the President's approval.

➤ Section D: Short Answer Questions

- ★ What is Parliament?
- ★ Name the two houses of Parliament.
- ★ Who elects the members of Lok Sabha?
- ★ What is the term of Lok Sabha?
- ★ What is the role of the Speaker?

➤ Section E: Long Answer Questions

- ★ Explain the composition of the Indian Parliament.
- ★ Differentiate between Lok Sabha and Rajya Sabha.
- ★ Describe the functions of Parliament.

➤ Section F: Map Work / Activity

- ★ Activity-based (India map / diagram)
- ★ Draw a simple diagram showing:
★ President, Lok Sabha, Rajya Sabha
- ★ Label:
★ New Delhi (location of Parliament House)
- ★ Write one function of each:
★ Lok Sabha, Rajya Sabha

Worksheet-3

★ The Growth of Nationalism (Class 8)

★ A. Multiple Choice Questions (MCQs)

★ Choose the correct option:

★ The most important contribution of the French Revolution was:

- ★ (a) Autocracy (b) Nationalism (c) Socialism (d) Communism

★ Nationalism refers to:

- ★ (a) Love for one's religion (b) Shared feeling among people of a nation
- ★ (c) Only political unity (d) None of these

★ Nationalism became strong during:

- ★ (a) 15th century (b) 16th century (c) 18th century (d) 21st century

★ The French Revolution started in:

- ★ (a) 1689 (b) 1789 (c) 1830 (d) 1848

★ The Revolutions of 1848 were mainly against:

- ★ (a) Democracy (b) Monarchy (c) Social equality (d) Education

★ B. Assertion and Reasoning

★ Choose the correct answer:

NAV JEEWAN MODEL SCHOOL

- ★ (a) Both A and R are true and R is the correct explanation
- ★ (b) Both A and R are true but R is not the correct explanation
- ★ (c) A is true but R is false
- ★ (d) A is false but R is true

★ Assertion (A): Napoleon Bonaparte spread nationalism in Europe.

★ Reason (R): He gave people independence in all countries.

★ Assertion (A): Nationalism is a feeling of unity among people.

★ Reason (R): It is based on shared culture, language, and history.

★ Assertion (A): The Polish uprising of 1830 was successful.

★ Reason (R): It led to independence.

★ C. True or False

★ Nationalism is a shared group feeling of a geographical region. _____

★ The French Revolution took place in 1889. _____

★ The year 1848 is known as the "Year of Revolutions". _____

★ The Polish uprising began in 1830. _____

★ The Revolutions of 1848 supported monarchy. _____

★ D. Fill in the Blanks

★ Nationalism is a feeling of belonging to a _____.

★ Napoleon built a confederation of _____ German states.

★ Napoleon helped in the unification of _____ and Germany.

★ The Revolutions of 1848 ended in _____ and suppression.

★ The Belgian Revolution led to the independence of _____.

★ E. Short Answer Questions

★ 1. What is nationalism?

★ 2. Who promoted the unification of Italy and Germany?

★ 3. What was the main aim of the Revolutions of 1848?

★ 4. When did the Polish uprising begin?

★ 5. Name any two countries where the Revolutions of 1830 took place.

★ F. Long Answer Questions

★ 1. Explain the role of the French Revolution in the growth of nationalism.

★ 2. Describe the Revolutions of 1830 in Europe.

★ 3. Why is 1848 called the "Year of Revolutions"?

★ 4. Explain how nationalism led to the formation of modern states.

★ G. Source-Based Question

★ Read the passage and answer:

★ "The Revolutions of 1830 broke out in France, Belgium, Poland, Italy, and Switzerland. The Revolutions of 1848 were against monarchy and demanded rights."

★ 1. Name any two countries where the revolutions took place.

★ 2. What was the main demand of people in 1848?

★ 3. What type of government did people oppose?

HINDI

★ नमस्कार!

★ गर्मी की सुनहरी छुट्टियों की प्यारी शुरुआत के साथ आप सभी को ढेर सारी शुभकामनाएँ

★ ➤ परियोजना कार्य

★ 1. युद्ध एवं विनाश, शांति से ही विकास पर एक कहानी बनाइए।

★ दिए गए शब्दों से अनुमानित – सुख, प्रेम, शांति, प्रकृति, विकास, विनाश, युद्ध, नुकसान, धैर्य, आनंद।

★ 2. स्कूल शिक्षा में AI के उपयोग पर एक उदाहरण सहित परियोजना तैयार कीजिए।

★ 3. क्या AI इंसानों की जगह ले सकता है? अपने विचार लिखिए।

4. युद्ध और शांति पर पोस्टर बनाइए।
 5. त्योहार और उनकी विशेषताओं पर एक चार्ट बनाइए।
 ➤ पाठ्यपुस्तक – हमारी हिंदी
 पाठ – 2: बाल श्रम (बचपन की चोरी)
 पाठ – 3: तीन प्रश्न का अभ्यास कार्य याद करें और लिखें।
 दैनिक लेखन के लिए एक कॉपी बनाइए।
 प्रतिदिन 10 शब्द अर्थ सहित लिखिए।

कार्यपत्रिका -1

संज्ञा

- प्रश्न 1: संज्ञा की परिभाषा लिखिए।
 प्रश्न 2: नीचे दिए गए शब्दों के प्रकार पहचानिए —
 (व्यक्तिवाचक, जातिवाचक, भाववाचक, द्रव्यवाचक, समूहवाचक)

सोना-_____	ईमानदारी-_____	सैनिकों की टोली-_____
गंगा-_____	बच्चा-_____	मिठास-_____
दिल्ली-_____	लकड़ी-_____	

- प्रश्न 3: रिक्त स्थान भरिए —
 राम एक _____ संज्ञा है।
 प्रेम, दया और क्रोध _____ संज्ञा के उदाहरण हैं।
 चावल और पानी _____ संज्ञा कहलाते हैं।
 भीड़ एक _____ संज्ञा है।

- प्रश्न 4: निम्नलिखित वाक्यों में संज्ञा शब्द छाँटकर लिखिए —
 मोहन विद्यालय गया।
 बच्चों ने ईमानदारी दिखाई।
 सेना सीमा पर तैनात है।
 माँ ने दूध गरम किया।

- प्रश्न 5: भाववाचक संज्ञा बनाइए —
- | | |
|--------|----------------|
| शब्द | भाववाचक संज्ञा |
| मीठा | _____ |
| बहादुर | _____ |
| ज्ञानी | _____ |
| मित्र | _____ |

- प्रश्न 6: सही विकल्प चुनिए —
 “पुस्तकों का समूह” कौन-सी संज्ञा है?
 (क) जातिवाचक (ख) समूहवाचक (ग) भाववाचक
 “चाँदी” कौन-सी संज्ञा है?
 (क) द्रव्यवाचक (ख) व्यक्तिवाचक (ग) समूहवाचक
 “सच्चाई” कौन-सी संज्ञा है?
 (क) भाववाचक (ख) जातिवाचक (ग) द्रव्यवाचक

- प्रश्न 7: अपने विद्यालय पर पाँच संज्ञा शब्द लिखिए।

गृहकार्य

- अपने घर में उपयोग होने वाली 10 संज्ञाएँ लिखिए।

कार्यपत्रिका -2

विसर्ग संधि

प्रश्न 1: विसर्ग संधि की परिभाषा लिखिए।

प्रश्न 2: निम्नलिखित शब्दों की संधि कीजिए —

मनः + हर = _____

निः + शब्द = _____

दुः + ख = _____

निः + शुल्क = _____

पुनः + जन्म = _____

प्रश्न 3: संधि-विच्छेद कीजिए

मनोहर = _____ निशब्द = _____ दुःख = _____ पुनर्जन्म = _____

निःस्वार्थ = _____

प्रश्न 4: रिक्त स्थान भरिए

विसर्ग का चिन्ह _____ होता है।

“निः + स्वार्थ” का सही रूप _____ है।

“मनः + हर” से _____ शब्द बनता है।

“दुः + ख” से _____ शब्द बनता है।

प्रश्न 5: सही विकल्प चुनिए

“निः + शुल्क” का सही रूप है

(क) निशुल्क (ख) निसुल्क (ग) निश्शुल्क

“पुनः + जन्म” का सही रूप है

(क) पुनर्जन्म (ख) पुनःजन्म (ग) पुननजन्म

“मनोहर” का संधि-विच्छेद है —

(क) मन + ओहर (ख) मनः + हर (ग) मनो + हर

प्रश्न 6: नीचे दिए गए शब्दों से वाक्य बनाइए —

दुःख — _____

मनोहर — _____

निशब्द — _____

प्रश्न 7: मिलान कीजिए

स्तंभ A स्तंभ B

निः + स्वार्थ मनोहर

मनः + हर निःस्वार्थ

दुः + ख दुःख

गृहकार्य

विसर्ग संधि के पाँच नए उदाहरण लिखिए।

Sanskrit

प्रश्न - 1 पाठ 1, 2 याद करो व अभ्यास-कार्य कॉपी में लखो।

प्रश्न -2- पाठ- 1 वद्याया महमा के दो श्लोक (A4 sheet) पर लखो।

NAV JEEWAN MODEL SCHOOL

प्र.1 अपठित गद्यांशं पठित्वा प्रश्नानाम् उत्तराणि लिखत -

गंगायाः तीरे एकः आश्रमः आसीत्। तत्र याज्ञवल्क्यः नाम कुलपतिः आसीत्। एकदा सः गंगातीरे स्नानाय अगच्छत्। तत्र सः श्येनमुखात् पतितां मूषिकां अपश्यत्। सः तां मूषिकां तपोबलेन कन्याकां कृत्वा आश्रमम् आनयत्। अपत्यहीनां च भार्याम् अकथयत्- इमां मूषिकाम् अपत्यवत् परिपालय।

अ एकदेन उत्तरत -

1. गंगायाः तीरे कः आसीत् ?
2. तत्र कः वसति स्म ?
3. याज्ञवल्क्यः कुत्र स्नानाय अगच्छत् ?
4. याज्ञवल्क्यः काम् अपश्यत् ?

ब यथानिर्देशम् उत्तरत -

1. अगच्छत् इति क्रियापदस्य किं कर्तृपदम् अस्ति ?
सः एकदा स्नानाय
2. मूषिकाम् इति विशेष्यपदस्य किं विशेषणम्
कन्याकां पतितां

प्र.2 विलोम पदानि मेलनं कुरुत-


अ	ब	अ	ब
कठोराणि	सगुणः	बुधैः	मानः
सूर्यः	मूर्खः	तमः	पुत्रः
पण्डितः	चन्द्रः	पुत्री	मूढैः
निर्गुणः	उत्तमः	अपमानः	मातृवत्
अधमः	अन्धकारः	रिपु	मित्रम्
प्रकाशः	मृदूनि	पितृवत्	प्रकाशः

प्र.3 उचित पदं चित्वा रिक्त स्थानानि पूर्यत -

1. पुस्तकं उपरि अस्ति। पटलम् , पटलात् , पटलस्य
2. अधः यात्री तिष्ठति। वृक्षात् , वृक्षस्य , वृक्षम्
3. माता स्निह्यति। बालम् , बाले , बालाय
4. माता-पिता विश्वसतः। बालकस्य , बालकेषु , बालकात्
5. अध्यापकः विश्वसिति। शिष्ये , शिष्यम् , शिष्यात्

NAV JEEWAN MODEL SCHOOL

Science

- 1-Complete your notebook
 - 2-Do the worksheets
 - 3-Prepare well for your UT
 - 4 -Prepare a project on the topic Smart Earth – A Step Towards a Better Future using Artificial Intelligence (AI).”
- Your project should include the following points:
- Explain what you understand by Smart Earth and Artificial Intelligence (AI) in simple words.
 - Describe any 3–4 environmental problems (such as pollution, deforestation, climate change, waste management).
 - Explain how AI can help solve these problems. For example:
 - AI in controlling pollution
 - AI in weather prediction
 - AI in smart waste management
 - AI in saving energy (smart homes, smart cities)
 - Suggest smart solutions combining nature + technology (AI).
 - Write about your personal contribution, and how you can use technology wisely to protect Earth.
 - Add a creative element (drawing/poster) showing a Smart Earth with AI (e.g., robots planting trees, smart cities, AI-controlled systems).
 - Conclude by explaining what you learned about AI and environment.
-  Instructions:
The project should be 5–8 pages long.

Worksheet-1

Chapter: Introduction to Chemistry

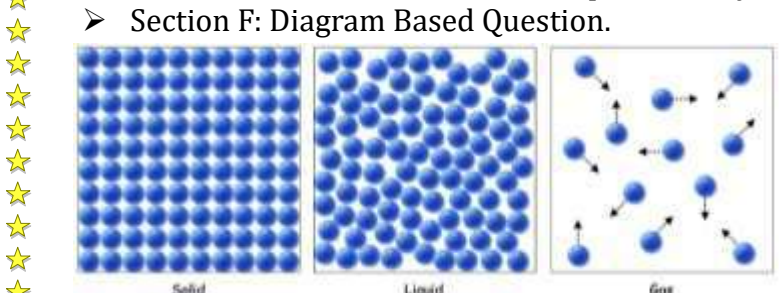
- Section A: Very Short Answers
 - 1.What is chemistry?
 - 2.Name any two branches of chemistry.
 - 3.What is matter?
 - 4.Write one example of a solid.
 - 5.What is a laboratory?
 - Section B: Fill in the Blanks
 - 1.Chemistry is the study of _____ and its properties.
 - 2.The three states of matter are _____, _____, and _____.
 - 3.A scientist who studies chemistry is called a _____.
 - 4.Water is an example of a _____ (solid/liquid/gas).
 - 5.The place where experiments are performed is called a _____.
 - Section C: True or False
 - 1.Chemistry deals only with living things. (____)
 - 2.Air is a form of matter. (____)
 - 3.Liquids have a fixed shape. (____)
 - 4.Chemistry is important in daily life. (____)
 - 5.Solids have definite volume. (____)
 - Section D: Multiple Choice Questions
 - Which of the following is NOT a state of matter?
a) Solid b) Liquid c) Energy d) Gas
 - Which branch of chemistry deals with carbon compounds?
a) Organic Chemistry b) Physical Chemistry c) Analytical Chemistry d) Inorganic Chemistry
 - Which of the following has a definite shape?
a) Gas b) Liquid c) Solid d) Air
- Chemistry helps us in:



- a) Cooking
- b) Medicine
- c) Cleaning
- d) All of these

NAV JEEWAN MODEL SCHOOL

- Section E: Short Answer Questions
- 1. Explain the importance of chemistry in daily life.
- 2. Write any three characteristics of matter.
- 3. Differentiate between solid and liquid (any two points).
- 4. What are the three states of matter? Explain briefly.



- Observe the diagram carefully and answer the following questions:
- 1. Identify the three states of matter shown in the diagram.
 - Which state has particles packed very closely together?
 - 2. In which state do particles move freely?
 - 3. Which state has a definite shape and volume?
 - 4. Which state can easily change its shape according to the container?
 - 5. Arrange the states in increasing order of particle spacing.
 - 6. Which state is highly compressible? Why

Worksheet-2

Chapter: Physical Quantities and Measurement

- Section A: Very Short Answer
- 1. What is a physical quantity?
- 2. Define measurement.
- 3. What is a unit?
- 4. Name the SI unit of length.
- 5. Name the SI unit of mass.
- 6. Which instrument is used to measure time?

- Section B: Fill in the Blanks
- 1. A physical quantity has a _____ and a _____.
- 2. The SI unit of length is _____.
- 3. The SI unit of mass is _____.
- 4. Temperature is measured using a _____.
- 5. The SI unit of time is _____.
- 6. Volume is measured in _____.

- Section C: True or False
- 1. Measurement means comparing an unknown quantity with a standard unit. (___)
- 2. Meter is the SI unit of mass. (____)
- 3. A thermometer is used to measure temperature. (____)
- 4. Units are not important in measurement. (____)
- 5. Mass can be measured using a balance. (____)

- Section D: Multiple Choice Questions
- Which of the following is a physical quantity?



NAV JEEWAN MODEL SCHOOL

- a) Beauty b) Length c) Honesty d) Happiness

The SI unit of time is:

- a) Minute b) Hour c) Second d) Day

Which instrument is used to measure mass?

- a) Thermometer b) Balance c) Ruler d) Stopwatch

The SI unit of temperature is:

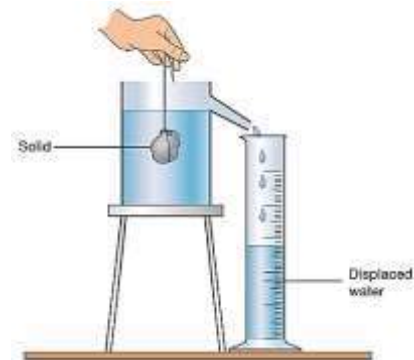
- a) Celsius b) Kelvin c) Fahrenheit d) Joule

Which of the following measures volume?

- a) Ruler b) Measuring cylinder c) Balance d) Thermometer

Section E: Study the diagram and answer:

- a) What method is used to find the volume of the object?
- b) Which physical quantity is calculated using mass and volume?
- c) Write the formula for this.



Worksheet-3

Transport of Food and Minerals in Plants

Section A: Fill in the Blanks

- 1. The transport of water and minerals in plants takes place through _____.
- 2. The transport of food in plants is called _____.
- 3. _____ carries water from roots to leaves.
- 4. Food is prepared in the _____ of the plant.
- 5. The process of loss of water through leaves is called _____.

Section B: True or False

- 1. Xylem transports food in plants. _____
- 2. Phloem carries prepared food to all parts of the plant. _____
- 3. Transpiration helps in pulling water upward in plants. _____
- 4. Roots absorb minerals from the soil. _____
- 5. Food is transported only in one direction in plants. _____

Section C: Multiple Choice Questions (MCQs)

Which tissue transports water?

- a) Phloem b) Xylem c) Cambium d) Cortex

Food is transported in plants in the form of:

- a) Starch b) Glucose c) Sucrose d) Protein

Transpiration occurs mainly through:

- a) Roots b) Stem c) Leaves d) Flowers

Which part absorbs water from soil?

- a) Stem b) Leaves c) Root hairs d) Flowers

Section D: Match the Following

- | | |
|-----------|----------------------|
| Column A | Column B |
| 1. Xylem | a. Transport of food |
| 2. Phloem | b. Water transport |
| 3. Roots | c. Absorb minerals |



4. Leaves

d. Prepare food

NAV JEEWAN MODEL SCHOOL

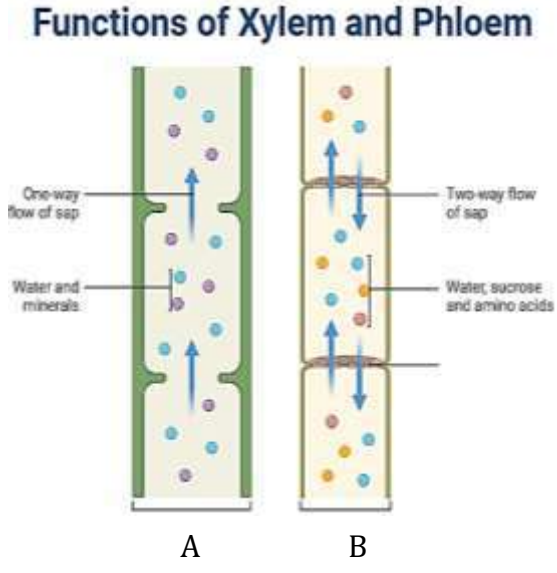
➤ Section E: Short Answer Questions

- 1. What is transpiration?
- 2. Name the two main transport tissues in plants.
- 3. What is translocation?
- 4. Why is transpiration important for plants?
- 5. How do roots absorb minerals?

➤ Section E: Study the diagram and answer:

Observe the diagram carefully and answer the following questions:

- 1. Identify the two tissues labeled A and B.
- 2. Which tissue is responsible for the transport of water and minerals?
- 3. Which tissue transports food prepared in the leaves?
- 4. In which direction does food travel in plants?
- 5. Name the process by which water moves upward from roots to leaves



ENGLISH

1. Write a short paragraph (100–120 words) on:
"What is Artificial Intelligence?"

OR

"Why Peace is Better than War"

OR

👉 "My Role in Making the Earth Green"

- 2. Poster Making: Create an A 4 -sized sheet poster on the topic "AI: A Friend or Foe?".
- 3. Smart School Bag: If your school bag had AI, how could it help you stay organized with your homework?
- 4 Draw the robot and write 5 lines about how it helps you.
- 5 Choose a theme (e.g., Say No to Plastic, Save Water) and write 5 lifestyle changes to protect the environment on an A4 sheet.

OR

Poster Making: Design an A4-sized poster split into two halves: "The Destruction of War" (dark colors, tanks) vs. "The Beauty of Peace" (bright colors, children playing).

- 6. Research and write a short biography of a leader who promoted peace (e.g., Nelson Mandela, Mahatma Gandhi, or Malala Yousafzai) focusing on their methods of non-violent conflict resolution.
- 7. Write 10 simple ways to protect the environment.
- 8. Talk to 5 neighbors /Family members (or talk politely) and spread awareness about protecting the environment.

Activity Report (Write after activity)

- 1. Date: _____
- 2. What message did you share?
- 3. How many people did you talk to?
- 4. What was their response?

9. Creative Activity

Write a short poem (6–8 lines) on:

👉 "Green Earth"



Worksheet-1

 **The Sentence**

Q1. Identify the type of sentence (Declarative / Interrogative / Imperative / Exclamatory):


- 1 What a beautiful painting it is! 2 Please close the door.
- 3 Where are you going? 4 She likes reading books.
- 5 Do your homework on time.

Q2. Rewrite the following sentences correctly:

- 1 he is playing in the park 2 where do you live
- 3 wow this is amazing 4 my best friend is Ritu
- 5 can you help me

Q3. Make sentences using the following words:

- 1 Honesty 2 School 3 Teacher 4 Environment 5 Happiness

 Nouns

Q4. Identify the type of noun (Proper / Common / Collective / Abstract / Material):


- 1 Gold 2 Team 3 Delhi 4 Honesty 5 Boy

Q5. Underline the nouns and state their types:

- 1 The flock of birds is flying in the sky.
- 2 Riya lives in Mumbai.
- 3 Milk is good for health.
- 4 The class was very noisy.
- 5 Kindness is a great virtue.

Q6. Change the nouns as directed:

- Child → (Plural)
- Woman → (Plural)
- King → (Feminine gender)
- Teacher → (Abstract noun)
- Friend → (Abstract noun)

 Pronouns

Q7. Fill in the blanks with suitable pronouns:

- 1 Riya is absent because _____ is ill.
- 2 This book is mine, that one is _____.
- 3 Rahul and I are friends. _____ play together.
- 4 Each of the boys did _____ homework.
- 5 Someone has lost _____ bag.

Q8. Identify the type of pronoun (Personal / Reflexive / Demonstrative / Interrogative / Possessive):

- 1 This is my pen.
- 2 Who is your teacher?
- 3 She completed the work herself.
- 4 Those are beautiful flowers.
- 5 It is mine.

Q9. Rewrite using correct pronouns:

- 1 Riya said Riya will come tomorrow.
- 2 Aman and Raj are playing.
- 3 Aman and Raj are happy.


4 This is Neha's book.

5 This book is Neha's.

6 Rahul hurt Rahul while playing.

7 Meena and I are friends.

8 Meena and I study together.

 Section D: Mixed Practice

Q10. Underline nouns and circle pronouns:

1 She gave her book to Ramesh.

2 They are going to the market.

3 The dog wagged its tail.

4 We love our country.

5 He found his pen on the table.

Worksheet-2

 **Adjectives**

Q1. Underline the adjectives in the following sentences:

1 She wore a beautiful dress.

2 The tall boy is my brother.

3 It was a cold night.

4 I have three pencils.

5 This is a happy moment.

Q2. Fill in the blanks with suitable adjectives:

1 The elephant is a very _____ animal.

2 She is a _____ girl. (kind/quick/tall – choose any suitable)

3 This road is very _____.

4 He is a _____ player.

5 The weather is _____ today.

Q3. Identify the type of adjective (Quality / Quantity / Number / Demonstrative / Possessive):


1 These books are interesting.

2 I have some milk.

3 My house is big.

4 She bought five apples.

5 He is a brave man.

 Degrees of Comparison

Q4. Fill in the correct degree (Positive / Comparative / Superlative):

1 Ram is _____ (tall) than Shyam.

2 This is the _____ (good) book in the library.

3 She is as _____ (smart) as her sister.

4 Mount Everest is the _____ (high) peak in the world.

5 My bag is _____ (heavy) than yours.

Q5. Change the degree as directed:

1 Riya is the tallest girl. (Change to Comparative)

2 This mango is sweeter than that one. (Change to Positive)

3 He is the best player. (Change to Positive)

4 No other city is bigger than Delhi. (Change to Superlative)

5 Rahul is stronger than Mohan. (Change to Positive)

NAV JEEWAN MODEL SCHOOL

Determiners

Q6. Fill in the blanks with suitable determiners (some, any, much, many, few, little):

- 1 I have _____ friends in this city.
- 2 Is there _____ milk in the glass?
- 3 She has _____ patience.
- 4 There are _____ apples in the basket.
- 5 We have _____ time left.

Q7. Choose the correct determiner:

- 1 (This/These) books are mine.
- 2 (Much/Many) students are present today.
- 3 (Some/Any) water is in the bottle.
- 4 (My/Mine) father is a doctor.
- 5 (Few/Little) sugar is left in the jar.

Articles

Q8. Fill in the blanks with a, an, the:

- 1 I saw _____ elephant in the zoo.
- 2 She is _____ honest girl.
- 3 _____ sun rises in the east.
- 4 He bought _____ book yesterday.
- 5 This is _____ best day of my life.

Q9. Correct the following sentences:

- 1 She is a honest woman.
- 2 I have an pen.
- 3 The Ganga is a holy river.
- 4 He is the best boy in a class.
- 5 She saw a owl in the tree.

Q10. Underline adjectives and circle determiners/articles:

- 1 The small boy has a red ball.
- 2 My two friends are very kind.
- 3 She has some beautiful flowers.
- 4 This is an interesting story.
- 5 The old man has little money.

Worksheet-3

Present Tense

Q1 Fill in the blanks (Simple Present Tense)

- 1 She _____ (go/goes) to school every day.
- 2 They _____ (play/plays) cricket on Sundays.
- 3 My father _____ (work/works) in a bank.
- 4 We _____ (watch/watches) TV in the evening.
- 5 The sun _____ (rise/rises) in the east.

Q2 Fill in the blanks (Present Continuous Tense)

- 1 I _____ (am/is/are) reading a book.
- 2 They _____ (am/is/are) playing football.
- 3 She _____ (am/is/are) cooking food.

NAV JEEWAN MODEL SCHOOL

4 We _____ (am/is/are) doing homework.

5 He _____ (am/is/are) watching TV.

Q3 Fill in the blanks (Present Perfect Tense)

1 I _____ (has/have) finished my work.

2 She _____ (has/have) gone to the market.

3 They _____ (has/have) completed the project.

4 We _____ (has/have) seen that movie.

5 He _____ (has/have) written a letter.

Q4 Change into Negative Sentences

1 She plays tennis.

2 I am writing a letter.

3 They have finished the work.

4 He eats an apple.

5 We are going to school.

Q5 Change into Interrogative Sentences

1 She sings a song.

2 They are playing football.

3 He has completed his homework.

4 You like ice cream.

5 We are watching a movie.

Q6 Identify the Tense

1 She is dancing. → _____

2 They play chess. → _____

3 I have eaten lunch. → _____

4 He is running fast. → _____

5 We read books daily. → _____

Q7 Make Sentences

Use the following words to make sentences in the given tense:

1 (run) – Present Continuous

2 (eat) – Simple Present

3 (write) – Present Perfect

4 (play) – Present Continuous

5 (read) – Simple Present

Q8  Activity Work

Write a short paragraph (8–10 lines) about “My Daily Routine” using at least:

3 Simple Present sentences

3 Present Continuous sentences

2 Present Perfect sentences

COMPUTER

Part A - Theoretical Learning

- 1. Write the definition of Cloud Computing in your own words.
- 2. Explain the following terms with examples:
 - Public Cloud
 - Private Cloud
 - Hybrid Cloud
- 3. Differentiate between:
 - Hardware and Cloud Storage
 - Traditional Software and Cloud-based Software
- 4. Name any 5 cloud-based applications you use in daily life.
- 5. Write 5 advantages and 3 disadvantages of Cloud Computing.
- 6. Draw and label a simple diagram showing how cloud computing works.

Part B - Practical Learning

- 1. Open your Google Drive or any cloud storage platform.
- 2. Create a folder named: Class 8 Holiday Homework
- 3. Inside the folder:
 - Create one Word file named My Cloud Learning
 - Write 10 lines about Cloud Computing
 - Insert one related picture
- 4. Upload one personal file (photo/document) into the folder.
- 5. Share the folder with your computer teacher (or take a screenshot of the shared folder).
- 6. Paste the screenshot in your notebook or practical file.
- 7. Activity 1:- A little Touchy with Touch Alarm

Materials Required

- Breadboard
- BC547 Transistor
- Buzzer
- 9V Battery
- Battery Clip
- 1KΩ Resistor
- Jumper Wires
- Two Touch Wires

Step-by-Step Procedure

- Step 1: Connect the Battery
 - Connect the red wire of the battery clip to the positive (+) rail of the breadboard.
 - Connect the black wire to the negative (-) rail.

Step 2: Insert the Transistor

- Place the BC547 transistor in the middle of the breadboard.
- Keep the flat side facing towards you.

Pins of BC547:

- From left to right:
 - 1. Collector
 - 2. Base
 - 3. Emitter

NAV JEEWAN MODEL SCHOOL

Step 3: Connect the Emitter

Connect the Emitter pin to the negative (-) rail using a jumper wire.

Step 4: Connect the Buzzer

Connect the negative pin of the buzzer to the Collector pin of the transistor.

Connect the positive pin of the buzzer to the positive (+) rail.

Step 5: Add the Resistor

Insert one side of the 1k resistor into the same row as the Base pin.

Keep the other side free for the touch wire connection.

Step 6: Connect the Touch Wires

Connect one touch wire to the positive (+) rail.

Connect the second touch wire to the free end of the resistor.

Step 7: Test the Circuit

Turn ON the battery connection.

Touch both wires together using your fingers.

The buzzer will make a sound.

Drawing

Complete the syllabus of April and may month in your file.

