

NAV JEEWAN MODEL SCHOOL

SUMMER VACATION

HOLIDAY HOMEWORK

-2026-

CLASS 3rd

Enjoy
Learn
Explore
and
Have Fun!♥

READ

LEARN


EXPLORE

CREATE

GROW


Dream it, believe it,
work for it and achieve it!


हिंदी – ग्रीष्मकालीन अवकाश गृह कार्य

 निर्देश: (जानकारी अनुसार कार्य करें)

1) गर्मी की छुट्टियाँ कैसे बिताई:


- छुट्टियाँ कब शुरू हुई (मई / जून)
- आप कहाँ गए (घर, गाँव, रिश्तेदारों के पास)
- आपने किसके साथ समय बिताया (परिवार, दोस्त)
- आपने कौन-कौन से खेल खेले (क्रिकेट, लूडो आदि)
- आपने क्या नया सीखा (पढ़ना, लिखना, चित्रकारी)
- आपने कौन-कौन सी किताबें पढ़ीं
- छुट्टियों में आपने क्या सीखा
- छुट्टियाँ खत्म होने पर कैसा लगा

 साथ में सुंदर चित्र भी बनाएँ

 सीख: लेखन कौशल + अभिव्यक्ति


2) चित्र देखकर कहानी लिखें:

- एक चित्र देखें (जैसे – पार्क, बाजार, त्योहार)
- उस पर 5-7 पंक्तियों की कहानी लिखें
- कहानी का एक शीर्षक दें

 सीख: कल्पना शक्ति + भाषा विकास

3) शब्द भंडार (शब्दावली गतिविधि): संज्ञा क्रिया विशेषण

- प्रत्येक में 10-10 शब्द लिखें


 सीख: व्याकरण मजबूत होगा

4) संवाद लेखन (वार्तालाप लेखन):

- दो लोगों के बीच संवाद लिखें


(माँ-बच्चा / शिक्षक-छात्र)

6-8 पंक्तियों का छोटा संवाद

 सीख: बोलचाल की भाषा

5) अक्षर सजाओ (रचनात्मक कार्य):

- 5 हिंदी अक्षर चुनें (क, ख, ग...)
- हर अक्षर से शब्द लिखें
- उनसे जुड़े चित्र बनाएँ

 सीख: अक्षर पहचान + रचनात्मकता

6) मौखिक कार्य:


- रोज 10 नए हिंदी शब्द बोलकर सीखें
- एक छोटी कविता याद करें


7) मेरा पसंदीदा त्योहार:


- किसी एक त्योहार पर 6-8 पंक्तियाँ लिखें

(दीवाली / होली / दशहरा)


- यह त्योहार कब आता है
- कैसे मनाते हैं
- आपको क्यों पसंद है

 साथ में सुंदर चित्र बनाएँ


 शैक्षणिक कार्य:

 हमारी हिंदी (साहित्य):


- पाठ 2 पढ़ें और याद करें
- कॉपी में प्रश्न-उत्तर लिखें

 व्याकरण:


- पाठ 2 – वर्ण एवं वर्णमाला
- कॉपी में अभ्यास कार्य करें

 पत्र (औपचारिक):


- बीमारी के कारण छुट्टी हेतु प्रधानाचार्य को पत्र लिखें
- पत्र कॉपी में दो बार लिखें

 अनुच्छेद – कम्प्यूटर:


- “कम्प्यूटर” विषय पर 6–8 पंक्तियों का अनुच्छेद लिखें
- कॉपी में लिखकर संबंधित चित्र चिपकाएँ

 वर्कशीट कार्य:


- सभी वर्कशीट पूरी करके अपनी कॉपी में चिपकाएँ



 नोटबुक कार्य:

- सभी कार्य पूरा करके कॉपी में लिखें

 विशेष कार्य:

- “मैं चिड़िया बन जाऊँ” विषय पर कविता लिखकर चित्र बनाएँ

 (A3 शीट पर)

 सभी कार्य साफ-सुथरे एवं सुंदर लिखावट में करें। 

शब्द भंडार

1. पर्यायवाची शब्द मिलाओ —

| | |
|-------|----------------|
| पंछी | पृथ्वी, ज़मीन |
| धरती | पशु, चौपाया |
| जानवर | पक्षी, चिड़िया |
| राह | मेघ, घन |
| बादल | पर्वत, गिरि |
| पहाड़ | पथ, रास्ता |

2. विलोम शब्द लिखो —

| | | | | | |
|---------|---|-------|-------|---|-------|
| हरियाली | × | | ठंडा | × | |
| सुंदर | × | | छाया | × | |
| मीठा | × | | सत्य | × | |
| शुद्ध | × | | ज्ञान | × | |

3. चित्रों के नीचे उनके दो-दो पर्यायवाची शब्द लिखिए।



.....
.....



.....
.....



.....
.....

4. मटकी से विपरीत अर्थ वाले शब्द चुनकर लिखो —

| | | | | | |
|--------|---|-------|--------|---|-------|
| मित्र | × | | कच्चा | × | |
| जल्दी | × | | अधिक | × | |
| अंधेरा | × | | समर्पण | × | |



पाठ - 2

वर्ण और वर्णमाला



1. सही विकल्प के आगे सही (✓) का चिन्ह लगाइए -

- क. भाषा की सबसे छोटी ध्वनि क्या है?
 वर्ण शब्द वाक्य
- ख. स्वर और व्यंजनों के योग से क्या बनता है?
 वर्णमाला स्वर माला व्यंजन माला
- ग. वर्ण कितने प्रकार के होते हैं?
 तीन दो चार
- घ. अनुनासिक का चिन्ह है -
 अं : •

3. निम्नलिखित प्रश्नों के उत्तर दीजिए -

- क. वर्ण किसे कहते हैं?
 उत्तर _____
- ख. भाषा की सबसे छोटी इकाई को 'वर्ग' कहते हैं।
 उत्तर _____
- ग. वर्ण के कितने भेद होते हैं?
 उत्तर _____
- घ. वर्ण के दो भेद होते हैं -
 1. _____ 2. _____



5. निम्नलिखित वाक्यों में सही कथन पर (✓) और गलत के आगे (X) का चिन्ह लगाइए -

- क. संयुक्त व्यंजन दो स्वरों के योग से बने होते हैं। ()
- ख. वर्ण के टुकड़े नहीं किए जा सकते हैं। ()
- ग. 'ए' और 'ओ' स्वर हैं। ()
- घ. अनुनासिक और अनुन्नासिक को प्रयोगवाद भी कहा जाता है ()
- ङ. दो वर्णों के संयोग से बने व्यंजन संयुक्त व्यंजन कहलाते हैं। ()



6. इन संयुक्तियों से युक्त एक-एक शब्द लिखिए -

- त + र = _____ - _____
- क + ख = _____ - _____
- प + ष = _____ - _____
- म + न = _____ - _____
- ल + त = _____ - _____
- स + व = _____ - _____



शब्दों से बनती है हमारी
 दुनिया,
 सीखें वर्ण और बनें
 हम गुणी !

चित्र लेखन



Blank writing area with horizontal lines for text.



SCIENCE

SECTION – OPAL

My Little Plant Diary

- * Grow a plant from seeds (beans/coriander etc.)
- * Observe daily & water regularly
- * Draw Day 1, Day 2... growth changes
- * Add sunlight & water details

Learning: Living Things & Plant Growth

Living vs Non-Living Hunt

- * Find 10 living & 10 non-living things at home
- * Make a scrapbook/chart
- * Paste or draw pictures with labels

Learning: Classification Skills

SECTION – TOPAZ

Save Earth Poster

- * Draw a colourful poster on SAVE WATER

Learning: Environmental Awareness

Simple Science Experiment

- * Do a Sink or Float experiment
- * Take water + objects (coin, leaf, plastic etc.)
- * Write: What floats? What sinks?

Learning: Observation & Prediction

SECTION – DIAMOND

My Favourite Animal Project

- * Choose one animal

* Write:

- ✓ Where it lives (habitat)
- ✓ What it eats

- * Draw/Paste pictures

Learning: Animals & Habitats

Science Chart Making

- * Make a beautiful labelled chart on:

- 🌍 Water Cycle OR ☀️ Solar System (Any one)

ACADEMIC WORK

Learn & write:

- * Chapter 1 – Living & Non-Living Things

- * Chapter 2 – Human Body

- 📄 Learn and write Q/Ans & bookwork in Three-in-One Notebook.

- 📄 Solve worksheets and paste them in the notebook.

Make a chart of external & internal organs on an A3 size sheet and bring it. Kindly complete all work neatly.

Worksheet-1

Chapter 1: Living and Non-Living Things  

◆ A. Answer the Following Questions:

Write any two features of living things.

Give two examples each of living and non-living things.

How does a fish breathe?

Why is food important for living things?

How does a cockroach breathe and feel?

Why do animals move from one place to another?

What is reproduction? Give examples.

✓ B. Tick the Correct Option:


Plants breathe through _____.

Fish swim using _____.

Living things need _____ to survive.

Which part helps us feel?

Which insect can jump?

 C. Fill in the Blanks:

Cockroach breathes through _____.

Birds use _____ to fly.

_____ are living things.

Table is a _____ thing.

Birds lay _____.

✓ D. Write True or False:

Non-living things can grow.

Plants do not need water.

Animals can move.

Living things need food.

A car is a living thing.

Fish live in water.

 E. Think and Answer:

Why does a plant die without sunlight and water?

Is a car a living thing? Give reason.

 F. Write the differences between Living and Non-Living Things.

 Do all the work neatly and carefully in your notebook.

Worksheet-2

Human Body

1. Fill in the blanks with the suitable word:

(Muscles, Heart, Stomach, Brain, Bones, Lungs)

a. Your _____ controls what your body does by sending and receiving messages.

b. Your _____ helps change the food.

c. Your _____ takes in the air when you breathe.

d. Your _____ pumps blood to all parts of your body.

e. Your _____ holds up your body.

f. Your _____ give your body shape and protect some inside parts of your body too.

2. Name the main organs of the human body.

Worksheet-3

Human Body

A. Fill in the blanks

The brain helps us to _____ and think.

We breathe with our _____.

The heart pumps _____ to all parts of the body.

We use our _____ to see.

The bones together form a _____.

B. Multiple Choice Questions (MCQs)

Which organ helps in breathing?

a) Heart b) Lungs c) Brain

Which part helps us to smell?

a) Eyes b) Nose c) Ears

What protects our brain?

a) Skin b) Skull c) Legs

Which organ pumps blood?

a) Lungs b) Brain c) Heart

How many sense organs do we have?

a) 3 b) 5 c) 7

NAV JEEWAN MODEL SCHOOL

C. Match the Following

- | | |
|--------|-------|
| Eyes | See |
| Nose | Smell |
| Ears | Hear |
| Tongue | Taste |
| Skin | Feel |

D. True or False

- The heart is inside our head. _____
- We walk with our legs. _____
- The brain helps us to think. _____
- Skin helps us to feel things. _____
- We smell with our ears. _____

E. Short Answer Questions

Name any two sense organs.

What does the heart do?

Why are bones important?

Maths

- ★ Complete all work in neat and clean handwriting.
- ★ Do all work in the assignment notebook.
- ★ Do all activities creatively.
- ★ Learn and write tables from 2 to 15 in the assignment notebook.
- ★ Homework:
- ★ Do Chapter 1 – Exercise 3 in the assignment notebook.
- ★ Prepare a chart of Open and Closed Figures.
- ★ Write 10 addition sums from page no. 29 & 30 in the assignment notebook.
- ★ Write 10 subtraction sums from page no. 41 & 43 in the assignment notebook. Activity on A-3 size sheet – Make Odd and Even Number Pots.
- ★ Make a Rangoli on the dot grid using straight and curved lines (Page 92) and paste it in the project file.
- ★ Chapter 1 and Chapter 2.
- ★ Activity 1 – Odd and Even Pot 🌻
 - ★ ♦ Create two pots for Odd and Even numbers on a coloured sheet.
 - ★ ♦ Take number suggestions from family and friends (1–200).
 - ★ ♦ Write those numbers on colourful flowers and paste them on a hard surface.
 - ★ ♦ Separate the numbers into Odd and Even and stick them in the correct pot.
- ★ Do all work nicely and creatively.

Place Value Blocks - 4 Digits

Write the number formed by base ten blocks.

1)

2)

3)

4)

5)

Name: _____

The Hungry Alligators

"Greater Than" Alligator



1,358 > 1,025

1,358 is greater than 1,025

"Less Than" Alligator



8,399 < 9,388

8,399 is less than 9,388

Cut out the greater than and less than alligators on the next page and glue them in the correct boxes.

a. $2,421$ $4,000$

b. $7,618$ $2,903$

c. $1,701$ 954

d. $1,658$ $3,834$

e. $6,079$ $5,633$

f. $2,685$ $5,346$

g. $4,392$ $9,392$

h. $1,822$ 892

ACTIVITY 1

ODD AND EVEN POT

STEPS:-

-  Create two pots for Odd and Even numbers on a coloured sheet.
-  Go around in your house taking number suggestions from your family members and friends. (1-200)
-  Write those numbers on different coloured flowers and stick them on a thin hard surface for stability.
-  Segregate those numbers into Odd and Even and stick the flowers inside the correct pot.



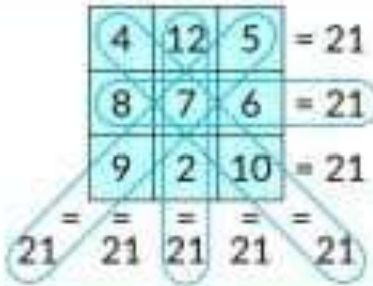
Video link for reference :

<https://www.youtube.com/watch?v=5aMiAFKL9ts>

★ ODD AND EVEN POTS ★



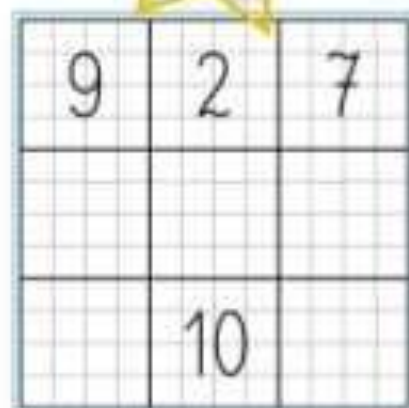
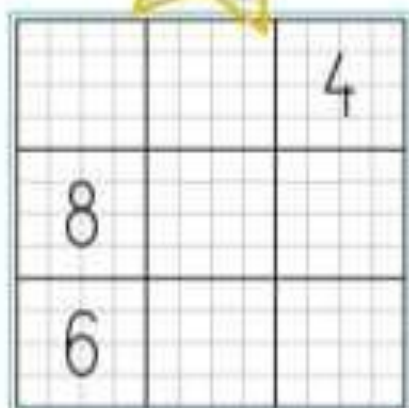
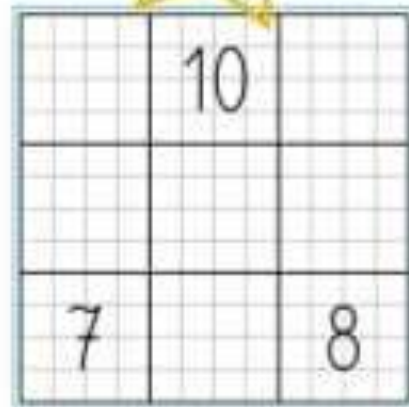
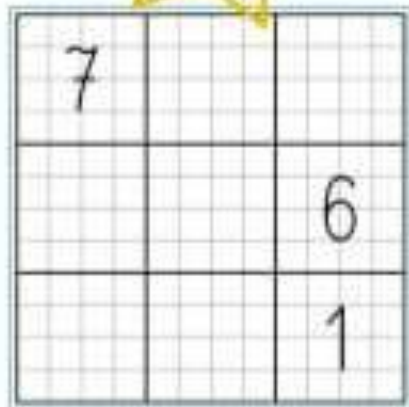
Addition and subtraction to 20



Magic Square

The magic square is made up of numbers arranged in such a way that the sum of each row, column, and diagonal is the same. It is called a magic sum.

Complete the missing numbers by creating magic squares.



English

- Read English newspaper daily.
- * Write one page of writing daily. (assignment notebook)
- * Learn all the exercise done in class work copy.
- Make a beautiful chart on nouns: common, proper and collective noun. (for topaz)
- Make a beautiful chart on nouns: singular and plural (for diamond)
- * Make a chart on good and bad habits. (for opal)
- Go for a morning/evening walk and observe nature. Write the names and paste pictures of:- 4 birds you see- 4 trees/plants- 4 things you here in a nature. (project file)

Worksheet-1

Singular and Plural Nouns

A. Write the plural form

Dog → _____ Ball → _____ Book → _____
Box → _____ Baby → _____ Mango → _____
Bus → _____ Toy → _____

B. Write the singular form

Cats → _____ Boys → _____ Apples → _____
Dresses → _____ Babies → _____ Buses → _____
Mangoes → _____ Boxes → _____

C. Fill in the blanks with the correct word

I have two _____. (pen / pens)
The _____ are flying. (bird / birds)
She has one _____. (doll / dolls)
We ate many _____. (mango / mangoes)

Complete neatly in your notebook.

Worksheet-2

Nouns

Common, Proper & Collective Nouns

Part A: Identify the Type of Noun

Write C for Common Noun, P for Proper Noun, and CL for Collective Noun.

Mumbai - _____ team - _____

teacher - _____ bunch - _____

Riya - _____ school - _____

army - _____ India - _____

Part B: Fill in the Blanks

Choose the correct noun from the box:

(class, Delhi, flock, doctor, elephant)

My uncle is a _____.

A _____ of birds flew in the sky.

We visited _____ during our holidays.

The _____ is very big.

Our _____ is learning grammar today.

Social Studies

- ★ * Learn all the exercise done in class work copy.
- ★ * Plant one seed or small plant at home. Observe and take care of it during holidays. write: -
 - ★ Plant name-
 - ★ Paste picture of plant- D
 - ★ Date of planted -
 - ★ How much it grows-
 - ★ Write lines on your plant. (Do in project file)
- ★ * Study the India political map and memorize the names of all states and their capitals.
- ★ * Fill and paste India political map in A4 size sheet. (2 times)
 - ★ • Paste two pictures of women cricket and hockey players along with international tournaments. (in classwork notebook)
- ★ * Prepare a poster for your classroom giving message to protect our environment. (A4 size sheet)
 - ★ • Make a beautiful chart on safety rules.
 - ★ • Reuse craft project: - Make beautiful one useful item from waste materials
 - ★ 1) Pen stand from waste material
 - ★ 2) Paper bag from old newspaper
 - ★ 3) Flower pot from plastic container
 - ★ 4) Wall hanging with any waste materials
 - ★ 5) Paper plate mask of any animal

Worksheet-1

Our Earth Is a Unique Planet

◆ 1. Tick (✓) the correct answer:

Earth is called a unique planet because it has:

- Gold Water and air Mountains only

◆ 2. Match the Following:

- | | |
|-------|-----------------|
| Air | We breathe it |
| Water | We drink it |
| Earth | Our home planet |
| Sun | Gives us light |

◆ 3. Fill in the Blanks:

- a) The Earth is the _____ planet known to support life.
- b) We need _____ to breathe.
- c) We drink _____ every day.



◆ 4. Write True or False:

- a) Earth has air and water. ____
- b) No living things can survive on Earth. ____
- c) Plants grow on Earth. ____

◆ 5. Tick (✓) the things found on Earth:

- Plants Animals Water Fire only

◆ 6. Answer in One Word:

- a) The planet we live on is called _____.
- b) The star nearest to Earth is _____.

Worksheet-2

Gender Sensitivity

1. Tick (✓) the Correct Answer

Boys and girls can both play football.

True False

Only girls should help in the kitchen.

True False

Everyone deserves equal respect.

True False

Boys cannot cry.

True False

2. Match the Following

Column A

Column B

 Doctor

Can be a boy or girl

 Teacher

Can be a boy or girl

 Pilot

Can be a boy or girl

 Nurse


Can be a boy or girl

3. Fill in the Blanks

We should treat everyone with _____.

Boys and girls are _____ in value.

Sharing work at home is _____.

 Word Bank: equal, respect, good

4. Circle Good Behavior

Helping your sister carry books

Laughing at a boy for crying

Sharing toys with everyone

Saying "Girls cannot play cricket"

 Let us respect and support everyone equally! 

G.K.

1 Good Touch / Bad Touch Activity

Identify the pictures that show Good Touch and Bad Touch and write the correct answers.

Good Touch / Bad Touch

Identify the pictures that show good touch and bad touch. Click the dropdown button and select the correct answer.



1. _____



6. _____



2. _____



7. _____



3. _____



8. _____



4. _____



9. _____



5. _____



10. _____

2 Write the Names of the Following Dances 🎭 🕺

Identify and write the names of the dances shown in the pictures.

Write the name of the following dances given below



3 G.K. Questions ★

▶ What is the name of our President?

Ans. _____

▶ What is the name of our Prime Minister?

Ans. _____

▶ Who is the current Education Minister of India?

Ans. _____

▶ Who is the current Home Minister of India?

Ans. _____

▶ Who is the Chief Minister of Delhi?

Ans. _____

▶ Which Indian athlete won the gold medal in javelin throw in the Olympics?

Ans. _____

▶ Who became the first Indian woman to win two gold medals at the Paralympic Games in shooting?

Ans. _____

▶ Which team won the Indian Premier League (IPL) 2025?

Ans. _____

▶ What is the full form of IPL?

Ans. _____

▶ What is the name of the tree plantation campaign in Uttar Pradesh?

Ans. _____

COMPUTER

Activity-1 Draw or paste the picture of Hardware and software in A-3 size sheet.

Activity -2 Take a printout of a simple desktop screen, paste and Label it on A-4 size sheet.

Start button Taskbar Icons

Activity -3 THE ZERO HOUR

WARM UP: PAPER CIRCUIT ADVENTURE

Dear Learners,

Before we start with the course, let us have some fun with electronics.

All electrical items and devices like bulb, fan, television, music system, etc. get electrical power

COIN BATTERY CR 2032 3.0V

to run from main power supply or batteries or sun.

The connection of devices with the power supply is called a circuit.

Let us create some interesting circuits with a copper tape over a paper and a

Coin battery, LEDs and Switch. In every circuit, a single piece of copper tape must be used. The copper tape has copper surface only on one side. The other side does not conduct the current.

Keep this in mind while folding the copper tape at the

corners - its copper sides should remain in touch to

ensure the flow of the current.

Let us begin with the fun now!

A Simple Circuit

1. Paste the copper tape on the paper as shown here.

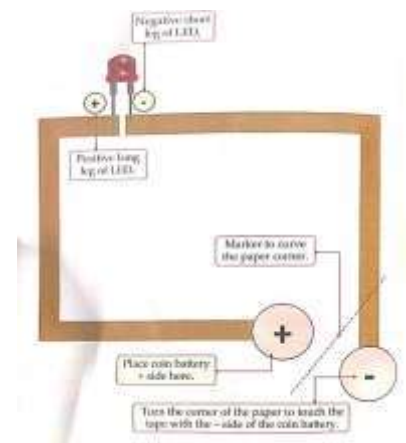
2. At the end of the tape marked as +, we shall put the +

side of the coin battery.

3. Leave some gap in the tape to touch the legs of LED as shown here.

4. Curve the paper and touch the other end of the tape (marked as -) with the

coin battery to complete the circuit.



DRAWING

★ Beetles

Create different versions of beetles using various leaves and paint them.

(Page No. 30 in Drawing Book)

★ Jar Decoration Craft

Make a beautiful jar decoration craft.

(Page No. 31 in Drawing Book)

★ Morning Tea

Use old newspaper pieces to complete the newspaper.

Draw more tea cups and colour the remaining picture. (Page No. 32 in Drawing Book.)

