

NAV JEEWAN  
MODEL SCHOOL



SUMMER  
Vacation

HOLIDAY  
HOMEWORK

- 2026 -

CLASS  
2<sup>nd</sup>

LEARN

EXPLORE

GROW

ENJOY



Believe in yourself, stay curious, work hard  
and make every day a step towards success! ★

DREAM ★ LEARN ★ GROW ★ SUCCEED



# NAV JEEWAN MODEL SCHOOL

## ***Hello Kids,***

It's time for mangoes, watermelons, ice-creams, lemonades, and lots of fun! Summer vacation is a welcome break from fixed schedules, rules and regulations. Visiting Nani house, Dadi house, exploring new places and watching your favorite shows on television. But there is a lot more you can do to make your holidays more interesting and meaningful along with doing your masti. Your teachers have planned some interesting activities for you. So don't sleep till late in the morning. Try getting up early and go for morning walk with your parents, breathe fresh air and avoid playing out in sun.

- Inculcate good manners-4 magic words "Please, Thank you, Excuse me, Sorry -Use them and see the difference.
- Help your mother to keep the house clean. Do small household jobs like dusting, watering the plants, laying dinner table and so on. Keep your room and shelf clean and well organized,
- Practice tying your laces.
- Learn the name, mobile number of your parents and address of your house.
- Be encouraged to take up yoga or any other form of healthy activity during the vacation.
- Try to converse in English with your parents, siblings, friends and relatives, it will improve your proficiency in the language.
- Improve your handwriting by practicing a page of cursive writing daily.
- On 5th June (World Environment Day) take pledge to save environment and plant a tree. Take photos and send it to your class teacher.
- On Father's Day talk to your father about his liking and disliking. Plan a treat/gift for your father and make him feel special.
- 21 June (International Yoga Day) start your day with some yoga. Take photos while doing yoga and send it to your class teacher.

## ***Important Guidelines regarding Holiday Homework: -***

- ❖ Make a decorative folder to keep all your holidays home work.
- ❖ Written work of all subjects to be done in 3 in 1 copy.
- ❖ Take printout of worksheets. Complete the worksheets, tie the worksheets and keep it in the folder.

# NAV JEEWAN MODEL SCHOOL

## ENGLISH

### (Do this work in Assignment Notebook)

1. To develop reading and writing skills, do 10-page cursive writing. 2. Write Days Name and Months Name 3. Underline Blend sounds words. ch, sh, ph, th, bl, fr, tr, dr of L-1 and L-2, L-4 and write them in assignment notebook

### ACTIVITY WORK

1. Collect 10 Newspaper cuttings and identify the naming words (noun) from them.
2. Paste a picture of your father in activity file and write 5 lines about him.
3. Write 10 kind words and make sentence with each word on A-3 size sheet.

## HINDI

### (Do this in Assignment Notebook)

1. पाठ-1, 3, 4 पढ़िए |
2. 10 पेज सुलेख लिखिए।
3. गनती 1 से 20 तक लिखिए एवं याद कीजिए।
4. दिनों और महीनों के नाम लिखिए और याद कीजिए।

### क्रियाकलाप

1. पेड़ का चित्र बनाकर 5 वाक्य लिखिए A-4
2. हमारी पृथ्वी" पर कविता याद कीजिए।
3. गर्मियों में नाना - नानी / दादा - दादी के साथ सैर पर जाएं और कहानियां सुनें।

## MATHS

### (Do this work in Assignment Notebook)

1. Write counting from 501 to 1000
2. Learn and write tables 2 to 10 (5 times)

### Activity play with addition Let's see who wins!

Make numbers on abacus and click pictures and send it in class group

- a) 234      b) 78      c) 341      d) 567      e) 10      f) 95

## EVS

1. Grow a plant and water it daily. (Send picture of plant in class group)
2. Draw a tree on A-3 sheet and Paste things we get from plants on it.
3. Make Sprout Salad and eat it. It makes our body strong and fit.
4. On 'International Yoga Day (21 June) click pictures of doing different Yoga asanas. Click the pictures and paste those pictures in activity file and send it in your class group.

- Tadasana - helps us grow taller.
- Vrikshasana - helps us to improve concentration.
- Surya Namaskar - helps us to keep our body fit and active.

5. Draw an outline of your hand. Inside the palm, write 5 things you can do with your hands in activity file.

### DRAWING

1. Make animal faces using Origami Sheet and paste in Activity file.
2. Make a beautiful flower pot with pencil waste. On A-3 size sheet .





















### Fun zone

1. Do a simple experiment to find out which things are soluble and which are not. Write any two examples.
2. Sink and Float Find out which objects sink and which float in water.


# NAV JEEWAN MODEL SCHOOL

## ENGLISH

Add -s or -es to make the plural forms of the words.

singular		plural	
	fox		
	bush		
	snake		
	sandwich		
	cow		
	tree		
	dress		
	bath		
	brush		
	apple		

# NAV JEEWAN MODEL SCHOOL

 **Instruction:** Look at the picture and write the noun words into the correct categories.



ball



table



beach



teacher



doctor



books



airport



horse



monkey



singer



cat



farm

**Person**


**Things**

**Places**

**Animals**

# Let's read and color

1. The sand is yellow.
2. The water is blue.
3. I saw a sand castle. It's yellow.
4. The boats are brown and black.
5. The beach umbrella is purple and pink.
6. The beach chairs are green and orange.



# Sentence Building

Arrange the words to form sentences. Write the correct sentences.



dog / The / barking / is



apple / an / eating / She / is



birds / fly / can / The




playing / He / football / is



flowers / The / beautiful / are

HINDI

चित्र और शब्दों को देखकर वाक्य पूरे कीजिए:-



- क) यह चित्र \_\_\_\_\_ का है।
- ख) आसमान में \_\_\_\_\_ चमक रहा है।
- ग) \_\_\_\_\_ घास चर रही है।
- घ) आकाश में \_\_\_\_\_ उड़ रहे हैं।
- ङ) चारों तरफ \_\_\_\_\_ उगी है।
- च) पेड़ पर \_\_\_\_\_ लगे हुए हैं।
- छ) फूलों पर \_\_\_\_\_ बैठी है।

## "बगिया की सैर"

बगिया में निकला सूरज प्यारा,  
सुनहरा उजाला फैला सारा।  
फूलों ने मुस्कान सजाई,  
तितली आई, गुनगुनाई।  
लाल, पीले, नीले फूल,  
लगते हैं जैसे रंगों का स्कूल।  
भौंरा गा रहा मीठा गीत,  
बगिया में है कितनी रीत!  
पत्ते हँसते, हवा संग खेलें,  
हर कोना जैसे परियों के मेले।



### प्रश्न-उत्तर:

प्र.1: सूरज क्या कर रहा है कविता में?

उ: \_\_\_\_\_

प्र.2: तितली कहाँ आई और क्या कर रही थी?

उ: \_\_\_\_\_

प्र.3: फूल कैसे दिख रहे थे?

उ: \_\_\_\_\_

प्र.4: बगिया में क्या-क्या खेल रहा था?

उ: \_\_\_\_\_

दिए गए शब्दों का प्रयोग करके वाक्य बनाइए।

1. पेड़



\_\_\_\_\_

2. सेब



\_\_\_\_\_

3. शेर



\_\_\_\_\_

4. आलू



\_\_\_\_\_

5. किताब



\_\_\_\_\_

II. ओ (ो) की मात्रा वाले शब्द

क + ो + य + ल = कोयल

घ + ो + डा = \_\_\_\_\_

म + ो + ट + र = \_\_\_\_\_

ट + ो + पी = \_\_\_\_\_

III. चित्र देखकर सही अक्षर वाले मात्रा पर गोला लगाए



तो टो ठो



भो षो मो



झो जो घो

IV. समान लय शब्दों का मिलान करें

- |        |        |
|--------|--------|
| रोना • | • जोकर |
| मोटर • | • सोना |
| मोटी • | • गोबी |
| मोर •  | • छोटी |
| धोबी • | • चोर  |

MATHS

Subtraction with Regrouping

Use regrouping to subtract the following, the first one is solved.

$$\begin{array}{r} \boxed{1} \quad \begin{array}{r} 4 \quad 10 \\ \cancel{50} \\ - 16 \\ \hline 34 \end{array} \end{array}$$

$$\boxed{2} \quad \begin{array}{r} 48 \\ - 19 \\ \hline \end{array}$$

$$\boxed{3} \quad \begin{array}{r} 63 \\ - 28 \\ \hline \end{array}$$

$$\boxed{4} \quad \begin{array}{r} 76 \\ - 57 \\ \hline \end{array}$$

$$\boxed{5} \quad \begin{array}{r} 43 \\ - 38 \\ \hline \end{array}$$

$$\boxed{6} \quad \begin{array}{r} 50 \\ - 29 \\ \hline \end{array}$$

$$\boxed{7} \quad \begin{array}{r} 92 \\ - 68 \\ \hline \end{array}$$

$$\boxed{8} \quad \begin{array}{r} 21 \\ - 15 \\ \hline \end{array}$$

$$\boxed{9} \quad \begin{array}{r} 80 \\ - 35 \\ \hline \end{array}$$

$$\boxed{10} \quad \begin{array}{r} 60 \\ - 24 \\ \hline \end{array}$$

$$\boxed{11} \quad \begin{array}{r} 72 \\ - 49 \\ \hline \end{array}$$

$$\boxed{12} \quad \begin{array}{r} 91 \\ - 79 \\ \hline \end{array}$$

$$\boxed{13} \quad \begin{array}{r} 95 \\ - 67 \\ \hline \end{array}$$

$$\boxed{14} \quad \begin{array}{r} 96 \\ - 48 \\ \hline \end{array}$$

$$\boxed{15} \quad \begin{array}{r} 82 \\ - 49 \\ \hline \end{array}$$

$$\boxed{16} \quad \begin{array}{r} 70 \\ - 39 \\ \hline \end{array}$$

$$\boxed{17} \quad \begin{array}{r} 81 \\ - 39 \\ \hline \end{array}$$

$$\boxed{18} \quad \begin{array}{r} 84 \\ - 47 \\ \hline \end{array}$$

$$\boxed{19} \quad \begin{array}{r} 42 \\ - 27 \\ \hline \end{array}$$

$$\boxed{20} \quad \begin{array}{r} 41 \\ - 23 \\ \hline \end{array}$$

Name \_\_\_\_\_ Date \_\_\_\_\_

# BEFORE AND AFTER

Write the missing number

Before

\_\_\_\_\_ 156  
\_\_\_\_\_ 257  
\_\_\_\_\_ 256  
\_\_\_\_\_ 458  
\_\_\_\_\_ 256  
\_\_\_\_\_ 141  
\_\_\_\_\_ 252  
\_\_\_\_\_ 923

After

244 \_\_\_\_\_  
789 \_\_\_\_\_  
569 \_\_\_\_\_  
365 \_\_\_\_\_  
121 \_\_\_\_\_  
369 \_\_\_\_\_  
321 \_\_\_\_\_  
985 \_\_\_\_\_

NAV JEEWAN MODEL SCHOOL

Write the number words.

475	
208	
176	
268	
930	
267	
504	
485	
900	
128	

# Addition with Carrying

Vertical #19



Go for it!


$\begin{array}{r} 90 \\ + 31 \\ \hline \end{array}$	$\begin{array}{r} 82 \\ + 27 \\ \hline \end{array}$	$\begin{array}{r} 40 \\ + 96 \\ \hline \end{array}$	$\begin{array}{r} 81 \\ + 90 \\ \hline \end{array}$
$\begin{array}{r} 73 \\ + 88 \\ \hline \end{array}$	$\begin{array}{r} 65 \\ + 29 \\ \hline \end{array}$	$\begin{array}{r} 65 \\ + 82 \\ \hline \end{array}$	$\begin{array}{r} 96 \\ + 38 \\ \hline \end{array}$
$\begin{array}{r} 83 \\ + 54 \\ \hline \end{array}$	$\begin{array}{r} 63 \\ + 51 \\ \hline \end{array}$	$\begin{array}{r} 96 \\ + 72 \\ \hline \end{array}$	$\begin{array}{r} 93 \\ + 79 \\ \hline \end{array}$

High five!



# NAV JEEWAN MODEL SCHOOL

Count the shapes and write the correct number.




Now colour all circles blue, triangles green, squares yellow and rectangles red.

EVS

# IS IT A GOOD HABIT?

Color Yes and No Block.

	
YES	NO

	
YES	NO

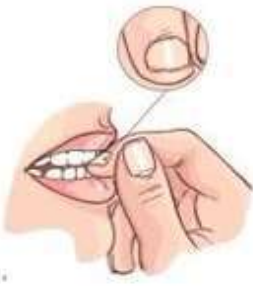
	
YES	NO


	
YES	NO

	
YES	NO

	
YES	NO

	
YES	NO

	
YES	NO

	
YES	NO

# PROFESSIONS

@yenisarodja

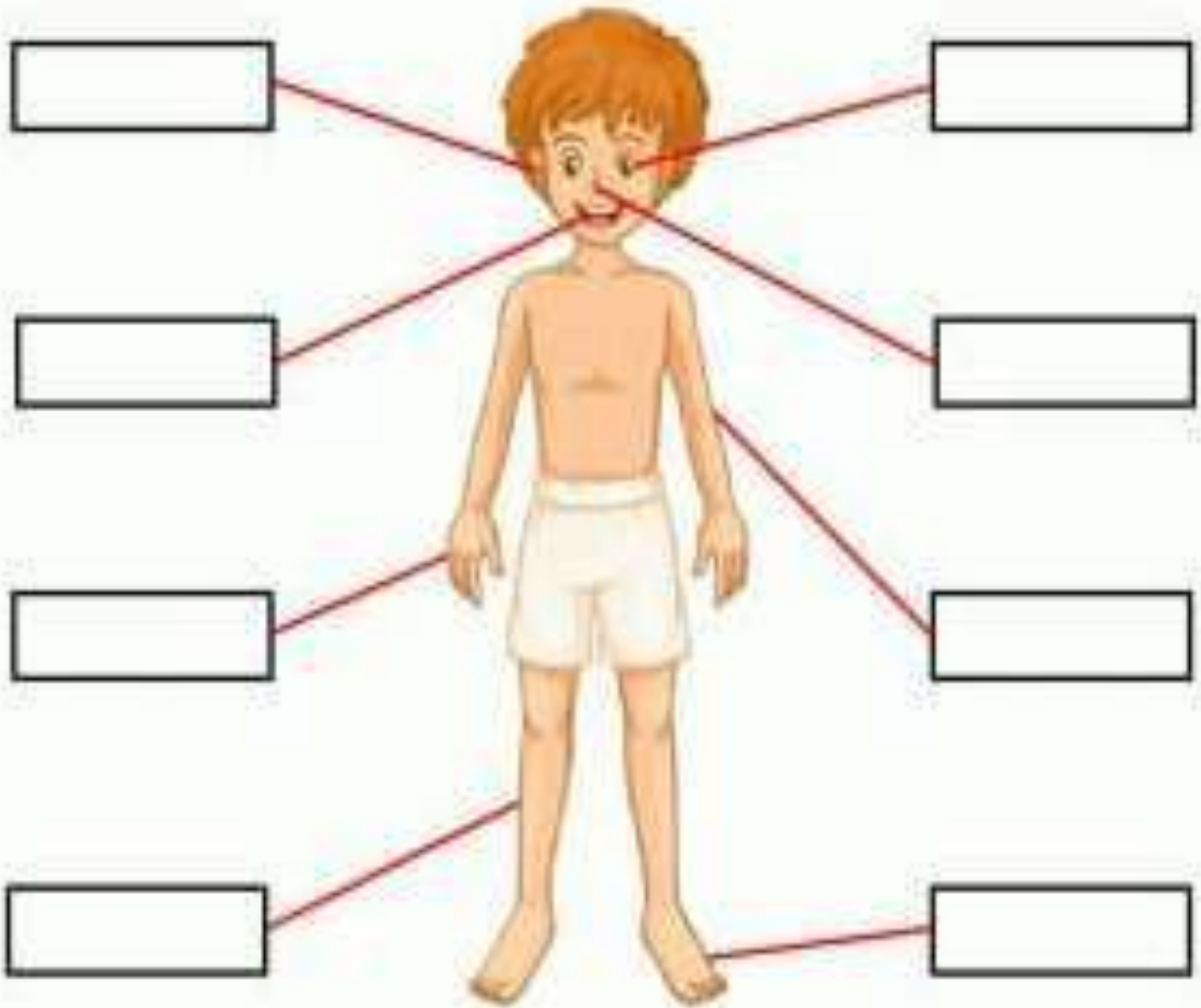
- dentist • police • pilot • nurse • soldier
- doctor • farmer • fireman • fisherman



NAV JEEWAN MODEL SCHOOL

Label the parts of the body below.

- |     |       |     |      |
|-----|-------|-----|------|
| arm | hand  | leg | foot |
| eye | mouth | ear | nose |



## Exercise Fill in the Blanks

- Instruction: Complete the sentences by filling in the blanks with the correct word from the list.



Doctor

Farmer

Teacher

Pilot

Chef

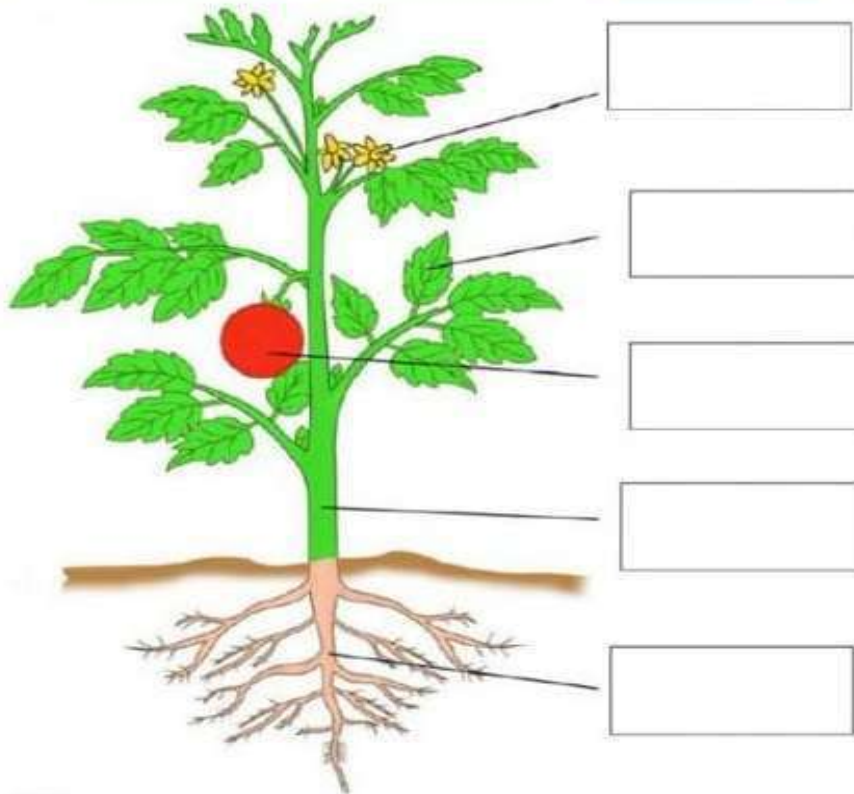
### Sentences:

1. The \_\_\_\_\_ grows food in the fields.
2. The \_\_\_\_\_ cooks tasty meals.
3. The \_\_\_\_\_ teaches children in school.
4. The \_\_\_\_\_ flies an airplane.
5. The \_\_\_\_\_ helps sick people.

# Parts of the plants

Drag and drop the parts of he plant.

- roots
- flower
- stem
- fruit
- leaf



Match the parts of the plants with their characteristics.

- roots
- stem
- leaf
- fruit

- It holds up the plant.
- Hold the plant in place.
- It hold the seeds.
- It makes food for the plant.

NAV JEEWAN MODEL SCHOOL

G.K

1. Who is our Prime Minister?

Ans. \_\_\_\_\_

2. Which is our national flower?

Ans. \_\_\_\_\_

3. How many colours are there in a rainbow?

Ans. \_\_\_\_\_

4. Which is our national flag?

Ans. \_\_\_\_\_

5. Which is the capital of India?

Ans. \_\_\_\_\_

6. How many days are there in a week?

Ans. \_\_\_\_\_

7. How many months are there in a year?

Ans. \_\_\_\_\_

8. How many hours are there in a day?

Ans. \_\_\_\_\_

9. Who is your principal?

Ans. \_\_\_\_\_

10. In which school do you study?

Ans. \_\_\_\_\_

11. When do we celebrate Teacher's Day?

Ans. \_\_\_\_\_


12. On which planet do we live?

Ans. \_\_\_\_\_

13. Emergency numbers -

a. Police help line no. - 112

b. Ambulance - 102



## NATIONAL SYMBOLS

Match the symbol with its picture.



Ashoka Chakra



National Emblem



Tiranga



Lotus

Peacock



India Gate

Tiger



Indian Rupee



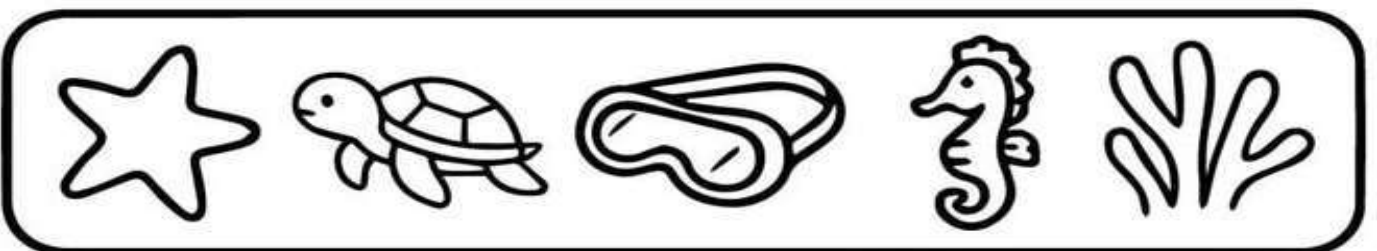

Mango

Banyan Tree



DRAWING

Colour it and find the hidden picture –




NAV JEEWAN MODEL SCHOOL

Thumb impression



**NAV JEEWAN MODEL SCHOOL**

Ladyfinger impression



NAV JEEWAN MODEL SCHOOL

COMPUTER

Q-1 Fill in the blanks

- 1.A computer is a very \_\_\_\_\_ machine.
2.It helps us to do work \_\_\_\_\_.
3.The \_\_\_\_\_ looks like a TV screen.
4.A computer follows our \_\_\_\_\_.

Q-2 A. Choose the correct answer

- 1.A computer is a
a) Living thing b) Machine c) Animal
2.Computer works on
a) Water b) Electricity c) Air
3.Which device is used to click?
a) Keyboard b) Mouse c) Monitor

Q-3 One-word answers

- 1.Brain of computer -> \_\_\_\_\_
2.Used to print -> \_\_\_\_\_
3.Used to listen to sound -> \_\_\_\_\_

Q-4 Fill in the missing letters.

- 1.M \_\_\_\_\_ NI \_\_\_\_\_ O \_\_\_\_\_
2.TY \_\_\_\_\_ IN \_\_\_\_\_
3.K \_\_\_\_\_ YB\_AR \_\_\_\_\_
4.M \_\_\_\_\_ U \_\_\_\_\_ E

# NAV JEEWAN MODEL SCHOOL

Identify the input and output peripheral and move the images under the correct side.

Input Peripheral      Output Peripheral



Input Peripheral	Output Peripheral



Let's Talk!

# CONVERSATION SHEET

Be Polite, Be Kind!

Speak with Confidence, Learn with Happiness!

## GREETINGS

- ★ Good morning, ma'am/sir.
- ★ Good afternoon.
- ★ How are you?
- ★ I am fine, thank you.



## ASKING FOR HELP

- ★ Ma'am, may I come in?
- ★ May I go to the washroom?
- ★ May I drink water?
- ★ Please help me.
- ★ I do not understand.




## IN THE CLASSROOM

- ★ May I sit here?
- ★ Can I borrow a pencil?
- ★ Please give me an eraser.
- ★ I have completed my work.
- ★ Can you repeat, please?
- ★ What page number?
- ★ Open your book.
- ★ Close your notebook.



## SPEAKING WITH TEACHER

- ★ Ma'am, I forgot my notebook.
- ★ Ma'am, I have a doubt.
- ★ Thank you, ma'am.
- ★ Sorry, ma'am.
- ★ May I answer?



## SPEAKING WITH FRIENDS

- ★ What is your name?
- ★ My name is \_\_\_\_\_.
- ★ Can we play together?
- ★ Please share your crayons.
- ★ Thank you.
- ★ Welcome.



## CLASSROOM INSTRUCTIONS

- ★ Stand up.
- ★ Sit down.
- ★ Keep quiet.
- ★ Listen carefully.
- ★ Raise your hand.
- ★ Make a line.
- ★ Take out your books.



## POLITE WORDS

PLEASE



SORRY



THANK YOU



EXCUSE ME



WELCOME



Good words make a happy class.  
Kind words make a better world!

