

NAV JEEWAN
MODEL SCHOOL

SUMMER
Vacation

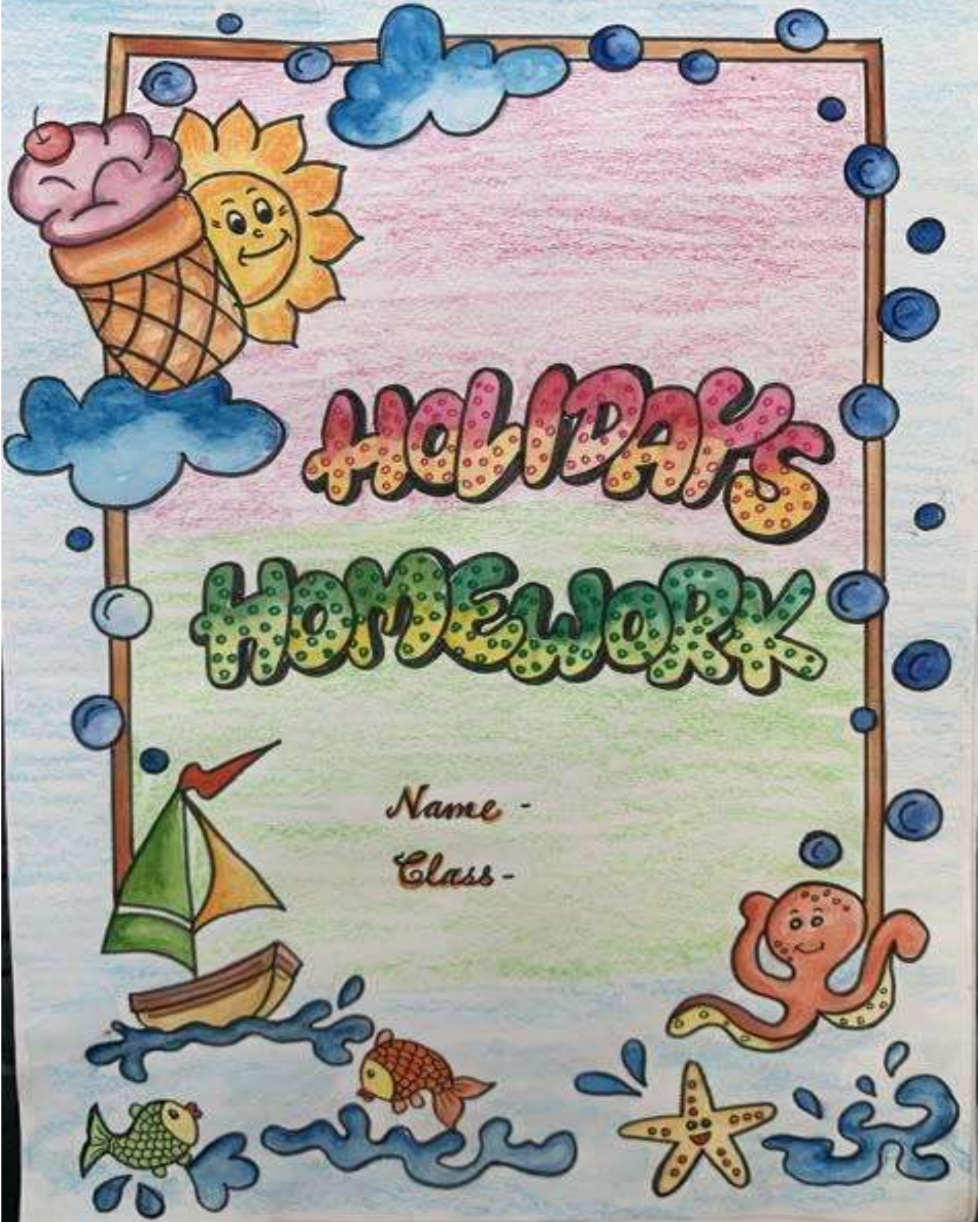
HOLIDAY
HOMEWORK

- 2026 -

CLASS
PRE-PRIMARY

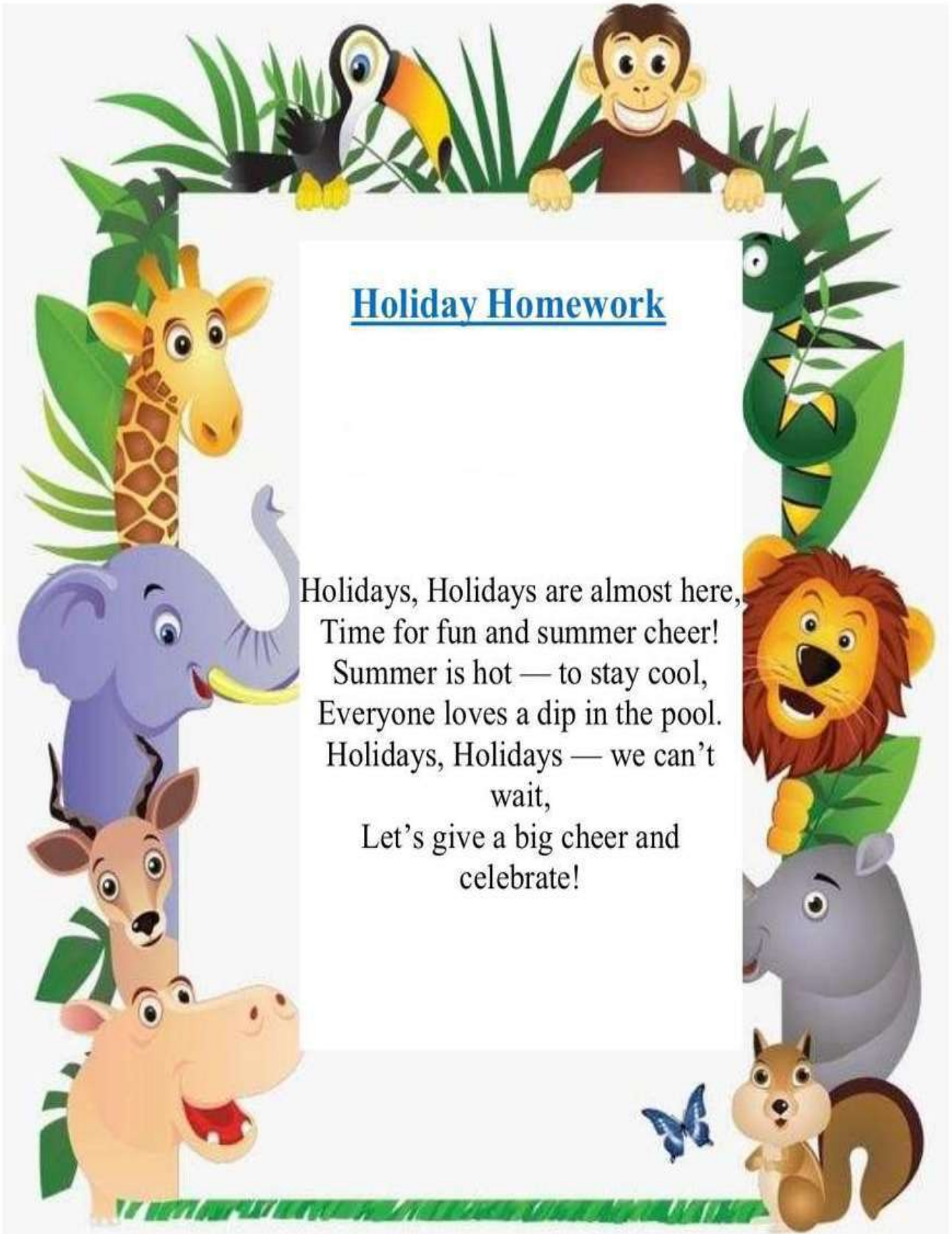
Time to
Learn,
Play and
Have Fun!

Be curious, be kind, keep smiling
and make every day amazing!



Holiday Homework

Holidays, Holidays are almost here,
Time for fun and summer cheer!
Summer is hot — to stay cool,
Everyone loves a dip in the pool.
Holidays, Holidays — we can't
wait,
Let's give a big cheer and
celebrate!



NAV JEEWAN MODEL SCHOOL

Help your child become independent and confident through these activities:

- Encourage your child to converse in English, as it is the medium of instruction in school.
- Use three magical words often: “Sorry”, “Thank you”, and “Welcome”.
- Interact freely with neighbors, visitors, and relatives.
- Help set the table for dinner.
- Put away toys and belongings after use.
- Learn to wear socks and shoes.
- Practice buttoning and unbuttoning shirts.
- Water the plants.
- Feed the pet animals.



NAV JEEWAN MODEL SCHOOL



Let's Care Today
for a Better Tomorrow

Small Steps
Today,
Big Difference
Tomorrow.



Birds need you this

SUMMER

Summer is at its **Peak**.

Many Birds die in summer due
to lack of **Water**.

Place **water pots** for this
thirsty birds in terraces,
Compound Walls and Balconies...



Be Kind. Be Helpful. Be Responsible.
Together, Let's Make Our World Beautiful!



MY CONTRIBUTION TO THE ENVIRONMENT

1 Make a promise to yourself not
to waste water this summer.



2 Feed the birds with grains.



3 Water your plants daily.



I AM A SMART GLOBALITE

1 Learn to tidy your room and
keep your toys in place.



2 Learn to put on your socks and
shoes and tie shoelaces.



3 Learn to button and
unbutton your shirt.



4 Help to lay the table.



5 Make your grandparents happy
by listening to them.



6 Do some stretching exercises daily.



NAV JEEWAN MODEL SCHOOL

Nature Walk



- Take your child for a **morning walk** everyday.
- Ask him /her to **observe** the surroundings.
- Play **games** with your ward in the park.
- Ask him to state what he/she has observed in **simple sentences**.
- Encourage your child to understand the value of **health** and **fitness**.

Small
Steps
Big
Changes!

Stay **Active**, Stay **Happy**,
Make Every Day **Healthy!**

INTERNATIONAL YOGA DAY

21ST JUNE

A Healthy Body, A Peaceful Mind, A Happy You!



Dear Parents,

International **Yoga Day** is celebrated every year on **21st June**.



Kindly request you to encourage your children to practice **yoga** at home.

Kindly prepare a video atleast of **2 time** and share it with their respective **class teacher**.



Let's Stretch, Breathe and Grow Together!

Yoga is the journey of the self, through the self, to the self."



INTERNATIONAL YOGA DAY

Here are some asanas you can try!

FROG JUMP



Key Points

- Squat down like a frog
- Jump as high as you can
- Repeat the same across the room.

BEAR WALK



Key Points

- Extend legs straight
- Head down

CRAB WALK



Key Points

- Bottom up for level stomach as the child is able
- Feet under knees

CATERPILLAR CRAWL



Key Points

- Start in downward dog
- Walk hands out to plank
- Walk feet up to downward dog

KANGAROO JUMP



Key Points

- Feet together
- Hands to chest
- Small jumps with both feet
- Jumps with hands stationary

HAPPY FATHER'S DAY!

21st JUNE

FATHER'S DAY TROPHY

TO ALL THE
BEST POPS
OUT THERE!



Life is sweeter
with you around.
We love you!



LET'S MAKE A TROPHY FOR THE "WORLD'S BEST DAD"!

MATERIALS REQUIRED



Paper Glasses



Paint of any colour



Foam sheets

STEPS

- 1 Glue two paper cups back-to-back to make the trophy.
- 2 Paint them with your favourite colour.
- 3 Decorate the trophy with cutouts of stars, numbers and letters.
- 4 Write "#1 DAD" or draw a smiley face.
- 5 The trophy for your dad is ready!



You're the
Best,
Dad!

Thank you for your love, care and support!
You are our hero!

Language Development:

Learning a language becomes easy, when we adapt and adopt it. For that using it in day to day life is important. So, let's converse in English.

Start with using these small sentences and encourage the child to speak in English. Like –

- ❁ How are you? I'm fine/good.
- ❁ May I get something to eat?
- ❁ May I go to toilet?
- ❁ May I go to drink water?
- ❁ Excuse me.
- ❁ May I come in?
- ❁ Please, open/close my tiffin/bottle.
- ❁ I have finished my work/food.



GENERAL KNOWLEDGE

NURTURE THE NATURE



Water the plants at home.
Learn names of five plants.



- Which is our National bird?



- Which is our National animal?



- Which is our National tree?



- Which is our National flower?



- Which is our National game?



- Which is our National flag?



NAV JEEWAN MODEL SCHOOL

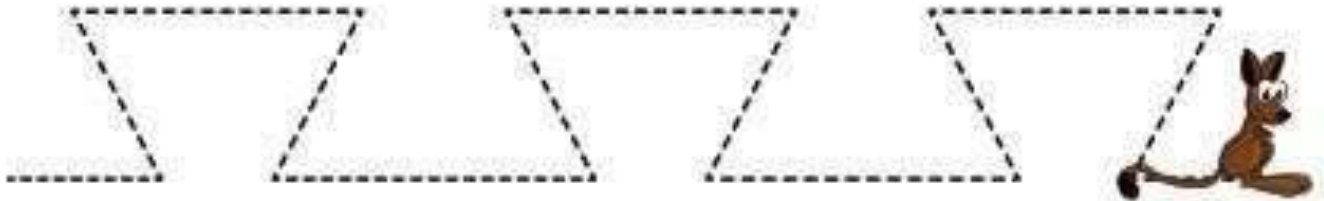

ENGLISH



Name: _____

Trace the Pattern

Trace the line in each pattern.



ALPHABET LETTERS

Fill in the missing letters.

A		C	D	
	E		G	H
I		K		
	M		O	P
Q	R		T	
	U		W	X
Y	Z			



NAV JEEWAN MODEL SCHOOL

Name: _____ Date: _____

Fill in the missing alphabet letters in the correct order.

a _ _ _ c d _ _ _ f

g _ _ _ i _ _ _ k _ _ _

m _ _ _ o _ _ _ q _ _ _

s _ _ _ u _ _ _ w _ _ _

_ _ _ z



Write the **first letter** of the given pictures.

1



6



2



7



3



8



4



9



5



10



Cursive Alphabet

Trace the dotted letters and write them in the empty boxes below.

a to i

a b c d e f g h i

a b c d e f g h i

--	--	--	--	--	--	--	--	--	--

j to r

j k l m n o p q r

j k l m n o p q r

--	--	--	--	--	--	--	--	--	--

s to z

s t u v w x y z

s t u v w x y z

--	--	--	--	--	--	--	--	--	--



Revise and trace the small letters :

★ Trace the dotted letters carefully and write neatly. ★

a	b	c	d	e	f
g	h	i	j	k	l
m	n	o	p	q	r
s	t	u	v	w	x
y	z				




MATHS



Activity Time

Join the dots and colour:-







NAV JEEWAN MODEL SCHOOL

Numbers in sequence 1 to 100

1	11	21	31	41	51	61	71	81	91
10	20	30	40	50	60	70	80	90	100











NUMBER AFTER

Fill in the number that comes after.



NAV JEEWAN MODEL SCHOOL

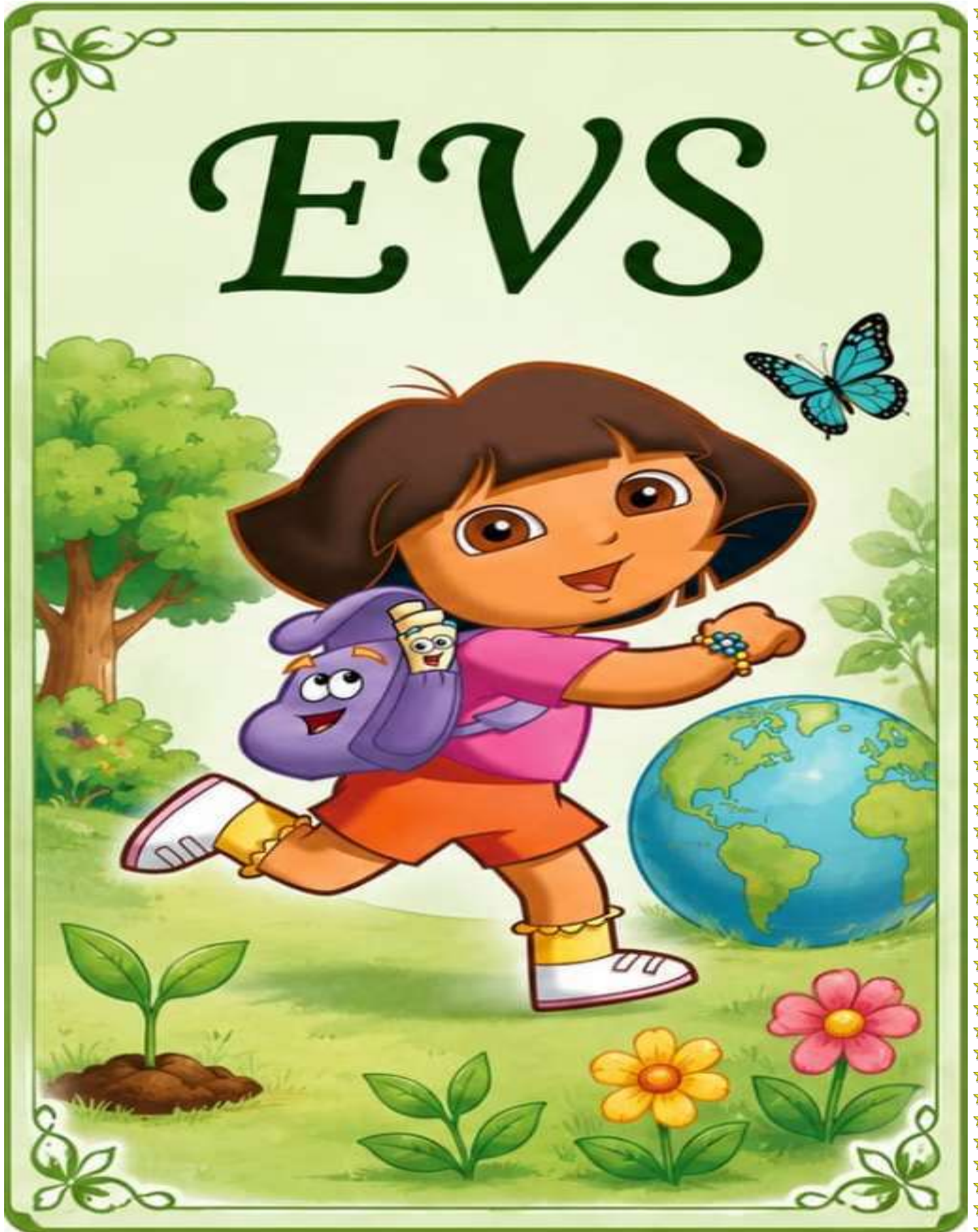
What comes Before? (1-10)

	5		4
	11		9
	7		10
	8		3
	2		6

Count backwards and write



EVS





Colour the picture that who you are

Boy and Girl

boy

girl




NAV JEEWAN MODEL SCHOOL

How Many?

I have _____ hands



I have _____ eyes



I have _____ ears



I have _____ mouth



I have _____ nose



I have _____ legs



I have _____ fingers



NAV JEEWAN MODEL SCHOOL

Trace the letters and learn your School Name.

Nav Jeewan
Model School!

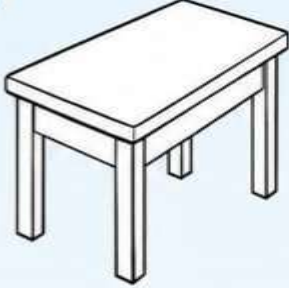





Our School




Direction: Read and trace the words then color the pictures.




Table




Bag



Chair




Pencil



Crayon




Paper



Book

What's in the school bag?

★ Draw a circle around each thing. ★



HINDI

अ

आ

इ

ई



उ

क

ख

ग



NAV JEEWAN MODEL SCHOOL

खाली स्थान में सही अक्षर लिखें।

ख घ

च ज ञ

ठ ढ

त द न

फ भ

य ल

ष स

क्ष ज्ञ

अक्षर जोड़ो और शब्द बनाओ

घ + र =



ब + स =



प + ढ =



द + स =



न + ल =



ध + न =



ज + ल =



फ + ल =



NAV JEEWAN MODEL SCHOOL

नीचे दिए गए 2 अक्षर के शब्दों को पढ़िए और चित्रों से मिलाइए।

Read the 2 letter words and match with pictures.



दस



नल

10



फल



रथ

जग



टब

घर



बस

पढ़



पग



तीन वर्णों वाले शब्द लिखो



क + म + ल =



ब + त + ख =



भ + ग + त =



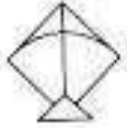
म + ग + र =



क + ल + म =



श + ह + द =



प + तं + ग =



ब + ट + न =



म + ट + र =



र + ब + ड =

NAV JEEWAN MODEL SCHOOL

चित्र देखकर शब्दों से मिलायें



पतंग



बटन




बतख



मटर



कमल



रबड़

शहद



भगत



मगर



कलम



चार अक्षर वाले शब्दों का अभ्यास करे।

अ+च+र+ज	=	
अ+ज+ग+र	=	
ब+च+प+न	=	
झ+ट+प+ट	=	
अ+फ+स+र	=	
म+त+ल+ब	=	
ब+र+ग+द	=	
उ+ल+झ+न	=	
अ+व+स+र	=	
म+ख+म+ल	=	

NAV JEEWAN MODEL SCHOOL

चित्र देखकर शब्द लिखें



Blank writing lines for the word 'Hand'.



Blank writing lines for the word 'Ladybug'.



Blank writing lines for the word 'Radish'.



Blank writing lines for the word 'Thermos'.



Blank writing lines for the word 'Tree'.



Blank writing lines for the word 'Snake'.



Blank writing lines for the word 'Utensils'.



Blank writing lines for the word 'Plate'.



Blank writing lines for the word 'Flowers'.



Blank writing lines for the word 'Treadmill'.




Blank writing lines for the word 'Juice'.



Blank writing lines for the word 'Tent'.

DRAWING




GET MESSY AND MAKE GRAPE –
THEMED ART WITH YOUR THUMBS



NAV JEEWAN MODEL SCHOOL

EXPLORE AND LEARN

Visit the park and collect 2 big and 2 small leaves and paste here.



Happy Holidays, My Shining Superstars!

Holidays are a time to explore, learn, and make beautiful memories with your family.
This time, I have a special and exciting activity for you!

Holiday Activity:

Visit any one monument with your family and enjoy a small picnic there.
Discover its beauty, learn something new about that place,
and spend joyful time together.


Your Task:

- Click some lovely photos
- Make a short video of your visit
- Share your experience in a few words
- Send everything in the school group

Let's make this holiday full of learning, fun, and unforgettable moments!

Enjoy your holidays, stay happy, and come back with wonderful stories to share.

Lots of love,
Your Teacher



Happy Summer!

May the holiday season
fill your home with joy,
your heart with love, and
your life with laughter..



Wish you good health and
quality time this