

NAV JEEWAN MODEL SCHOOL

WZ-IIIA BLOCK VISHNU GARDEN NEW DELHI-110018

SUMMER Holidays



"Summer means happy times and good sunshine"

HOLIDAY HOME WORK

MATHEMATICS

1. Write tables from 2 to 20, each in your holiday homework notebook.
2. Write Roman Numerals from 1 to 100 in your holiday homework notebook.

Fun activities:

1. Create a simple 3D Abacus Model up to C-digits
2. Write 10 symbols of Roman numerals with the help of matchsticks in project file.

Project fill:

1. Zero Discovery: Paste a picture and write a few sentences about who discovered zero and its importance.

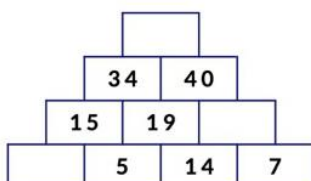
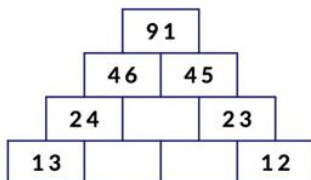
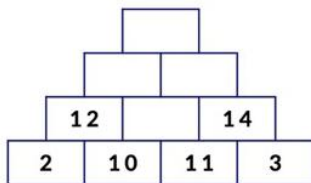
Revision:

- Revise all the math topics covered in class during the holidays. Have fun learning and exploring math concept!

NAV JEEWAN MODEL SCHOOL


Number Pyramid


In the following number pyramids, the number in a box is the sum of the numbers in the two boxes just below it. Find the missing numbers.

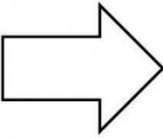


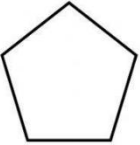
Line of Symmetry


Draw the line of symmetry for each shape. Write how many.


A. 


B. 


C. 


D. 

E. 

F. 

G. 

H. 

I. 

NAV JEEWAN MODEL SCHOOL

$$\begin{array}{r} 9579 \\ + 8765 \\ \hline \end{array}$$

$$\begin{array}{r} 4321 \\ + 9999 \\ \hline \end{array}$$

$$\begin{array}{r} 9795 \\ + 8969 \\ \hline \end{array}$$

$$\begin{array}{r} 9699 \\ + 5978 \\ \hline \end{array}$$

$$\begin{array}{r} 6929 \\ + 9897 \\ \hline \end{array}$$

$$\begin{array}{r} 3994 \\ + 9329 \\ \hline \end{array}$$

$$\begin{array}{r} 9795 \\ + 6939 \\ \hline \end{array}$$

$$\begin{array}{r} 5969 \\ + 9584 \\ \hline \end{array}$$

$$\begin{array}{r} 4929 \\ + 9591 \\ \hline \end{array}$$

$$\begin{array}{r} 6499 \\ + 2978 \\ \hline \end{array}$$

$$\begin{array}{r} 9754 \\ + 5979 \\ \hline \end{array}$$

$$\begin{array}{r} 6978 \\ + 9499 \\ \hline \end{array}$$

$$\begin{array}{r} 4958 \\ + 9593 \\ \hline \end{array}$$

$$\begin{array}{r} 9993 \\ + 5779 \\ \hline \end{array}$$

$$\begin{array}{r} 9699 \\ + 3958 \\ \hline \end{array}$$

NAV JEEWAN MODEL SCHOOL

NUMBERS UPTO 9,99,999

NAME: _____ CLASS: IV SEC: _____ DATE: _____

Q1. Write the number names for these numerals:

- a) 2,22,222 = _____
b) 8,76,000 = _____

Q2. Fill in the blanks:

- a) The greatest 4-digit numeral is _____.
b) The numeral just before 80,000 is _____.
c) The places ones, tens & hundreds belongs to _____ period.
d) $50,000 + 2,000 + 100 + 30 + 4 =$ _____.
e) Compare: 6,99,569 _____ 6,96,965 ($<$, $=$, $>$)
f) The place just to the left of the hundreds place is _____.
g) The place value of 7 in 8,76,403 is _____.
h) A 5-digit number begins with _____ place.

Q3. What is the period and place of 9 in 6,95,076?

Period Place

Q4. Write the numerals for these number names:

- a) Sixty thousand six _____
b) Seven lakh _____
c) Nine lakh six thousand two hundred one _____
d) Five lakh five thousand five _____
e) Sixteen thousand forty one _____

Q5. Write the short form of:

- f) a) $40000 + 3000 + 200 + 70 + 5 =$ _____
g) b) $90000 + 80 + 3 =$ _____

NAV JEEWAN MODEL SCHOOL

Date _____

Q1. Write the following numbers in the place value chart.

| | Place | L | T-TH | TH | H | T | O |
|----|----------|---|------|----|---|---|---|
| 1. | 4,12,983 | | | | | | |
| 2. | 23,459 | | | | | | |

Q2. Write the numbers name for each of the following:

1. 73,546 - _____
2. 6,97,582 - _____

Q3. Write the numbers for each of the following:

1. Seventy-five thousand eight hundred seventeen _____
2. One lakh fifty-two thousand nine hundred twenty nine _____

Q4. Write the following in expanded form:

1. 98,734 = _____
2. 2,65,708 = _____

NAV JEEWAN MODEL SCHOOL

ENGLISH

- 1) Write a paragraph on How I spent my summer Vocation.
- 2) Do writing of 10 pages to improve your writing, Skills.
- 3) Write a story that you like on A3 Sheet with its picture.
- 4) Worksheet on pronouns.

NAV JEEWAN MODEL SCHOOL



Pronouns



Underline the pronouns in each sentence.

1. Lucas has so much Lego in his collection.
2. We decided to bike the quick way to school.
3. She was excited to start dance classes..
4. Her favourite colour was purple.
5. My mum took us to the concert.
6. We had a really fun time.
7. The team liked their new uniform.
8. Sam took his dog for a walk.
9. The students shared their ideas.
10. The teacher went with them to the school gate.




5) Worksheet on Nouns.

Nouns

A noun names a person, place, or thing.

Directions: Write a noun on the line to complete the sentences.

1. A _____ was barking all night long.
2. We drove to town in a _____.
3. I live in a white _____ on Main Street.
4. My _____ taught me how to write in cursive.
5. We go to the _____ to buy food and clothes.
6. You can check out two books from the _____.
7. The _____ delivered a letter to our house.
8. She plays the _____ in music class.
9. I had a piece of _____ for lunch.
10. We went to the _____ and played football.



6) Worksheet on Adjective.

An adjective is a word that describes a person, an animal, a place or a thing.

ADJECTIVES

heavy box



beautiful birds.



red car



The names of colours, shapes and numbers are adjectives.

Fill in the blanks with suitable adjectives from the options below:

dangerous, three, square, red, difficult,
old, four, dirty, blue, long

1. Vinay went for a _____ walk on the beach.
2. The _____ man was sick.
3. The servant cleaned the _____ window.
4. An auto rickshaw has _____ wheels.
5. Have you seen my _____ pencil?
6. The sky is _____.
7. _____ turtles swam in the pond.
8. It was a _____ journey.
9. I tried to finish a _____ puzzle.
10. The magician has a _____ box.

7) Comprehension.

NAV IEEWAN MODEL SCHOOL

Name-----

Panda

Pandas are beautiful animals.
China is their home.
They eat bamboo.
They can swim and climb.
Their population is decreasing.
We should try our best to save them.



Fill in the missing words.

Pandas are beautiful -----.
They eat ----- .They can ----- and
climb.Their ----- is decreasing.We should try our
best to ----- them.

Circle the True answer:

- 1-Pandas eat grass
- 2-Pandas can swim and climb
- 3-Pandas 'population is increasing.
- 4-We should try to save their population .
- 5-Pandas are mostly found in China

True/False
True/False
True/False
True /False
True /False

Earth Day

Read the passage below and answer the following questions.

Earth Day is an annual event celebrated on April 22nd. It is a day dedicated to raising awareness and promoting actions to protect our planet. People all around the world come together to participate in various activities such as planting trees, cleaning up litter, and conserving energy. Earth Day reminds us of the importance of taking care of our environment and encourages us to make sustainable choices in our daily lives. Together, we can make a positive impact and create a greener and healthier planet for future generations.

1) When is Earth Day celebrated?

2) What is the purpose of Earth Day?

3) What are some activities people do to celebrate Earth Day?

4) Why is it important to take care of our environment?



8) Picture Composition

Write a short story about the picture below at least 80 words. Write what makes it fun and other interesting things in this photo. Give it a title.



A large, empty, rounded rectangular box for writing a short story about the picture.

9) Vocabulary activity

Instructions:-

1. This activity is to be done thrice a week.
2. Write any new word that you have learnt in your day to day activity /through dictionary/your reading or storybooks.
3. You can complete this activity on printout of this page or A-4 size sheet.

WORD OF THE DAY

| | | |
|---------------------|-----------|-----------|
| WORD: | IMAGE: | |
| PART OF SPEECH: | SYNONYMS: | ANTONYMS: |
| FORMAL DEFINITION: | | |
| IN MY WORDS: | | |
| USED IN A SENTENCE: | | |

NAV JEEWAN MODEL SCHOOL

SOCIAL STUDIES

Activity 1:-

Write the name of 10 countries its capital and currency in project file.

Activity 2:-

Write your 5 responsibilities at home and school. Are you really a responsible student How? Write down your words in your assignment copy.

Activity 3:-

Write the fact of flag and national anthem on A4 sheet.

Activity 4:-

Plant a tree and click the photographs during the plantation & paste it. Write down its benefits & also click a photograph of the plant after 40 days.

Activity 5:-

How many times has been Indian flag changed. Paste all flags on A4 sheet.

Worksheet 1:

Write down your Duties and Rights in given column: -



Name _____

School Citizenship



| Rights | Responsibilities |
|---------------|-------------------------|
| | |
| | |
| | |
| | |

Is it a right or a responsibility?
Cut and glue into the correct space.

| | |
|---------------------|------------------------|
| Follow rules | Bully free |
| Do your school work | Take care of materials |
| To be safe | To be different |
| Be respectful | To learn |

Worksheet 2:

Check your brain with given history worksheet:

Name: _____

Date: 11.05.2020

I. State 'True' or 'False':-

1. History is the study of past. (_____)
2. A Century means 100 years. (_____)
3. Indus Valley civilization developed in south-western India. (_____)
4. We study about British Rule in India in the Ancient Period. (_____)
5. The local name of Mohenjodaro is mound of the Dead. (_____)

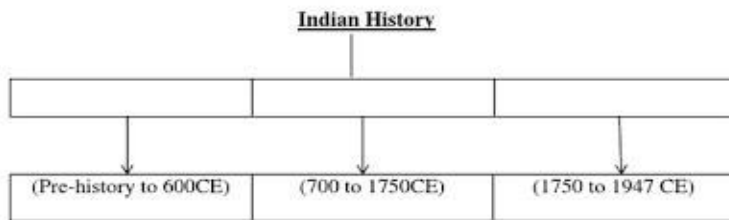
II. Answer the following questions:-

1. Who are historians?

2. Write the Full form of BCE and CE.

3. Where was the Indus Valley civilization located?

I. Classify the Indian History with the help of a timeline:-



NAV JEEWAN MODEL SCHOOL

HINDI

- 1) 20 पेज सुलेख करे।
- 2) कक्षा में कराए हिंदी पाठमाला और व्याकरण के सभी कार्य याद करे।
- 3) 10 स्वतंत्रता सेनानियों के चित्र चिपकाए A-4 शीट।
- 4) वर्णमाला का चार्ट बनाए ।

अथवा

लिखित और मौखिक भाषा के चित्र चिपकाए।

- 5) क्रियाकलाप- विभिन्न योग्य मुद्राओं के चित्र चिपकाकर उनके लाभ लिखो (प्रोजेक्ट फाइल)
- 6) देशप्रेम पर आधारित एक कविता A-4 शीट पर लिखे और उसे लय सहित याद करे।
- 7) भारत के राष्ट्रीय प्रतीक को A 4 शीट पर चिपकाए।
- 8) दायित्व व्यंजन से पांच फ्लैश कार्ड बनाए तथा उनमें चित्र बनाकर या चिपकाकर रंग भी भरे।
- 9) वर्कशीट -1

इनके तदभव रूप लिखे

- i) अग्नि ii) अंगुली iii) चंद्र iv) रात्रि v) पितृ vi) सूर्य vii) अश्रु

2. नीचे दिए गए शब्दों में व्यंजनों के नीचे रेखा खींचिए-

जैसे-आम

| | | | | | |
|-----|------|------|------|-----|------|
| नई | इस | आज | अरहर | ऋण | मकान |
| ऐनक | उमस | महान | इकाई | ईख | ओझल |
| शहर | अमरख | लखनऊ | ऐश | कलश | औसत |

3. वर्णमाला के अनुसार अगला वर्ण लिखिए-

| | | | | |
|---|---|---|---|---|
| न | क | स | ध | व |
| ज | ड | त | ल | श |

4. नीचे दिए हुए वर्णों में से संयुक्त व्यंजनों वाले गोले में पीला रंग भरिए-

श झ क्ष छ घ त्र श्र ण ज्ञ

5. सही उत्तर पर सही का निशान (✓) लगाइए-

| | | | | | |
|---|---|------|-----------------------|--------|-----------------------|
| अ | - | स्वर | <input type="radio"/> | व्यंजन | <input type="radio"/> |
| ओ | - | स्वर | <input type="radio"/> | व्यंजन | <input type="radio"/> |
| ख | - | स्वर | <input type="radio"/> | व्यंजन | <input type="radio"/> |
| स | - | स्वर | <input type="radio"/> | व्यंजन | <input type="radio"/> |
| प | - | स्वर | <input type="radio"/> | व्यंजन | <input type="radio"/> |
| ड | - | स्वर | <input type="radio"/> | व्यंजन | <input type="radio"/> |

वाक्य शुद्ध करो

प्र०1 निम्नलिखित वाक्यों को शुद्ध करके लिखिए:-

क) वह पेड़ पर से कूद पड़ा।

ख) उसने सोमवार के दिन व्रत रखा।

ग) चार द"रथ के पुत्र थे।

घ) मेरे को अपनी पुस्तक देकर जाना।

ङ) कृपया करके मेरी बात सुन लो।

च) पिताजी वापस लौट आए हैं।

छ) दस बजने को दस मिनट हैं।

ज) वह सारा दिनभर खेलता रहा।







पर्यायवाची

दिनांक : _____

प्र१. नीचे लिखे शब्दों के दो-दो पर्यायवाची लिखिए:

- i) हाथी _____
- ii) गणेश _____
- iii) जल _____
- iv) पत्थर _____
- v) अमृत _____

प्र२. दिए गए चित्रों के आगे उनके दो-दो पर्यायवाची लिखिए:

- i)  _____
- ii)  _____
- iii)  _____
- iv)  _____
- v)  _____
- vi)  _____

अपठित गद्यांश

दिनांक : _____

निम्नलिखित गद्यांश के आधार पर पूछे गए प्रश्नों के उत्तर दीजिए।

केला एक लोकप्रिय फल है, जिसका इस्तेमाल अमीर-गरीब सभी समान रूप से करते हैं। यह फल पौष्टिक एवं औषधीय गुणों से भरपूर होता है। इसका पेड़ भी बहुत उपयोगी होता है। हिंदू स्त्रियाँ केले के पेड़ के नीचे पूजा-अर्चना करती हैं। दीपावली तथा अन्य त्योहारों एवं शुभ अवसरों पर केले के पेड़ से तोरण द्वार सजाए जाते हैं। केले के पत्तों को शुभ माना जाता है। धार्मिक समारोहों, विवाह और पूजा-पाठ में इनका प्रयोग किया जाता है। इसके पत्ते में भोजन करने का एक अलग आनंद है। केला खाने से तंदुरुस्ती बढ़ती है। यह वजन बढ़ाने में सहायक है। इसमें कार्बोहाइड्रेट, प्रोटीन और विटामिन की अच्छी मात्रा होती है।

क) केले का फल कैसा होता है?

ख) केले के पेड़ की क्या उपयोगिता है?

ग) केले के फल में कौन-कौन से तत्वों की अच्छी मात्रा होती है?

घ) निम्नलिखित के विलोम शब्द लिखिए।

शुभ - _____ गुण - _____

ङ) गद्यांश से दो संज्ञा शब्द छाँटिए।

अपठित गद्यांश

दिनांक : _____

नीचे दिए गद्यांश को ध्यानपूर्वक पढ़कर, समझकर प्रश्नों के उत्तर दीजिए -

एक दिन एक व्यक्ति स्वामी दयानंद जी के पास एक थाली में दाल-भात परोसकर ले आया। वह व्यक्ति मेहनत मजदूरी करके अपना और अपने परिवार का पेट भरता था। उच्च कुल का न होने पर भी स्वामी जी ने सहर्ष उसका अन्न ग्रहण किया। तब ब्राह्मणों को बुरा लगा। उन्होंने स्वामी जी से कहा कि यह अन्न दूषित हो गया है अतः आपको इसका भोजन स्वीकार नहीं करना चाहिए था। तब स्वामी जी ने उन्हें अन्न दूषित होने के कारण बताए, “एक तो, जहाँ दूसरे को दुख देकर अन्न प्राप्त किया जाता है और दूसरा, जहाँ अन्न में कोई मलिन (गंदी) वस्तु पड़ जाती है। लेकिन इस व्यक्ति का अन्न तो परिश्रम से कमाए धन का है। यह दूषित कैसे हुआ और इसे खाने से मैं भ्रष्ट कैसे हुआ? वास्तविकता यह है कि हमारा मन मलिन होता है और इस कारण हम दूसरों की चीजों को मलिन मानने लगते हैं। अतः हमें एक दूसरे के प्रति भेदभाव को त्यागकर अपने मन को दूषित होने से बचना चाहिए इसी में हमारी भलाई है।”

क) भोजन परोसकर लाने वाला व्यक्ति किस प्रकार अपने परिवार का पेट भरता था?

ख) स्वामी जी के अन्न ग्रहण करने पर ब्राह्मणों ने स्वामी जी से क्या कहा?

ग) स्वामी जी के अनुसार मनुष्य की भलाई किस में है?

घ) स्वामी जी ने अन्न दूषित होने के कौन-से दो कारण बताए?

चित्र देखकर इनके बारे में लिख



उपयुक्त शब्द भरकर अनुच्छेद पूरा कीजिए
तिरंगा झंडा

NAV JEEWAN MODEL SCHOOL

GENERAL KNOWLEDGE


1. Write 5 Current affairs daily in your holiday homework notebook.
2. Name 10 different animals, paste their pictures and write their habitat in your holiday homework notebook.

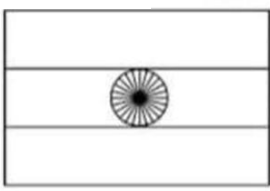

Fun activities:

1. Paste 5 herbs and spices and write their benefits in your scrapbook.
2. Paste 10 different leaves in your scrapbook and name them.

Revision:

1. Revise all the work that has been done in the class.

NAV JEEWAN MODEL SCHOOL



Country : _____

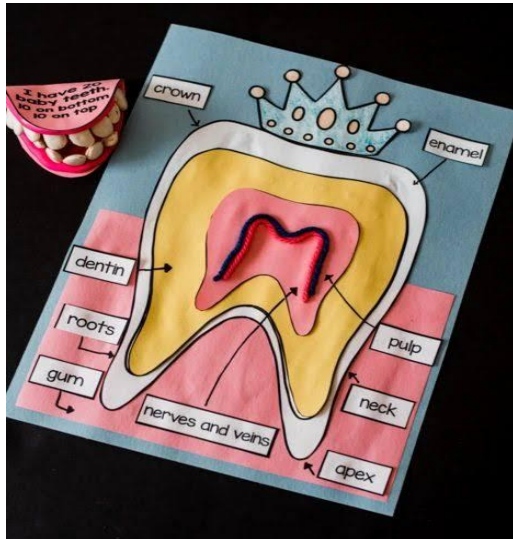
| | |
|-------------------|-------------------|
| Andhra Pradesh | Maharashtra |
| Arunachal Pradesh | Manipur |
| Assam | Meghalaya |
| Bihar | Mizoram |
| Chhattisgarh | Nagaland |
| Goa | Odisha |
| Gujarat | Punjab Chandigarh |
| Haryana | Rajasthan |
| Himachal Pradesh | Sikkim Gangtok |
| Jammu and Kashmir | Tamil Nadu |
| Jharkhand | Tripura |
| Karnataka | Uttar Pradesh |
| Kerala | Uttarakhand |
| Madhya Pradesh | West Bengal |

GUIDELINES

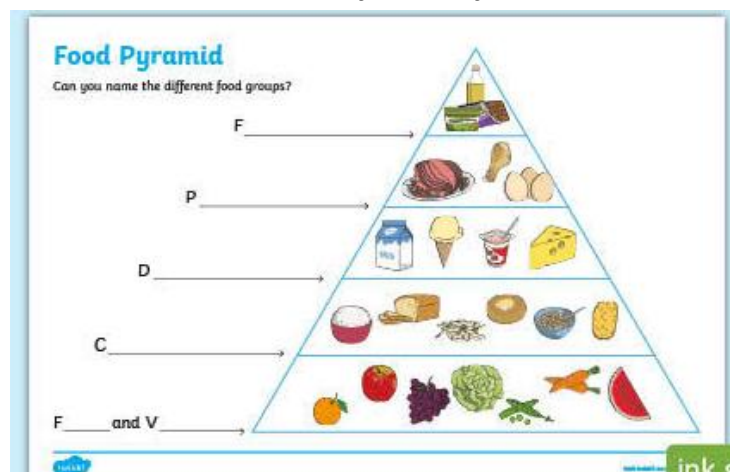
1. Keep your work neat and organized.
2. Use colours and drawings to make your work more interesting.
3. Ask your parents for help if needed.

1. Make artwork for dental on A3 sheet

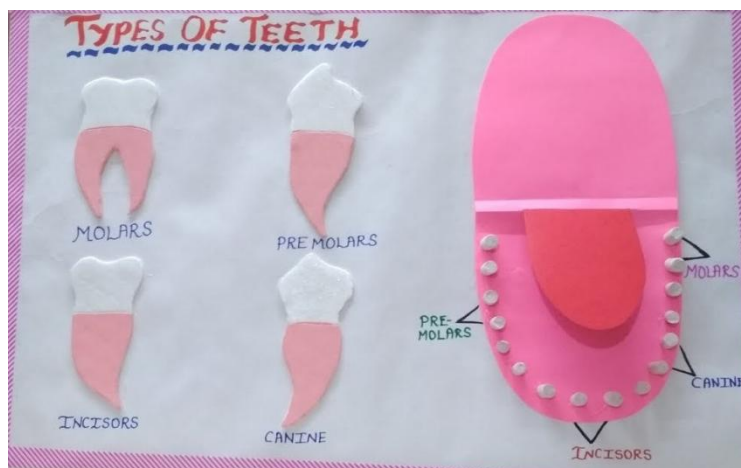
(Class 4th Venus)



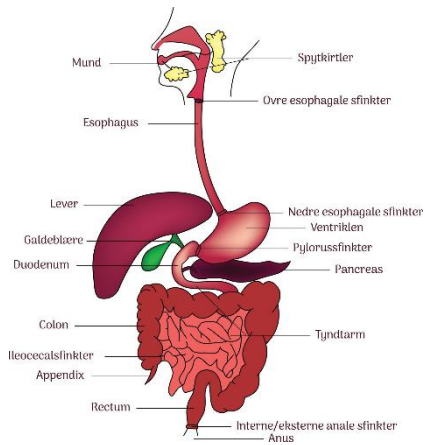
2. Make artwork for Healthy Food Pyramid on A4 Sheet. (Class 4th Jupiter)



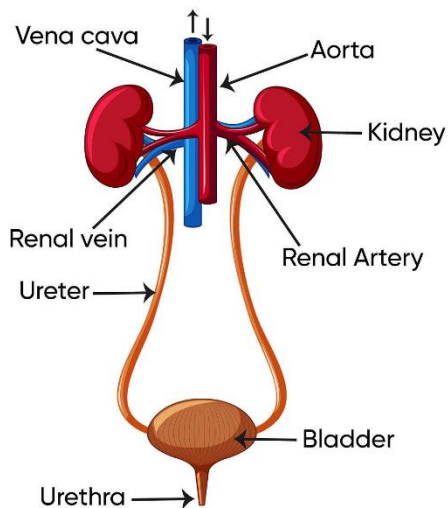
3. Make artwork type of teeth on A4 Sheet. (Class 4th Mars)



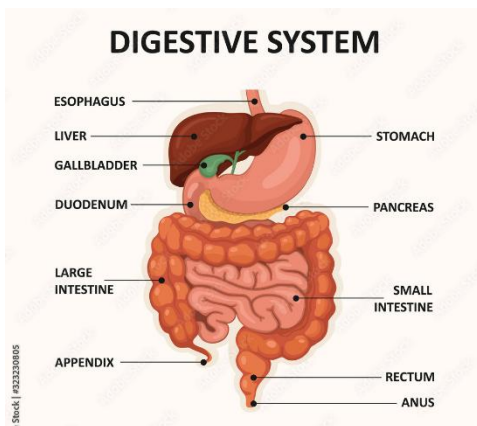
4.



1. Make a chart the digestive system for class fourth Venus
2. Make a poster on World environment Day
3. Make a two any yoga poses A-4 sheet



1. Make a chart of excretory system in human for 4th Jupiter
2. Make a poster on World environment Day
3. Make a two any yoga poses A-4 sheet



1. Make a chart of Digestive part in human for 4th Mars
2. Make a poster on World environment Day
3. Make a two any yoga poses A-4 sheet

NAV JEEWAN MODEL SCHOOL

Plan Your Diet

Make a diet plan with the help of your elders or teacher in your notebook. List the food items you will eat in a week and the types of nutrients you will get from them. Also write the amount of each food item you will take in.

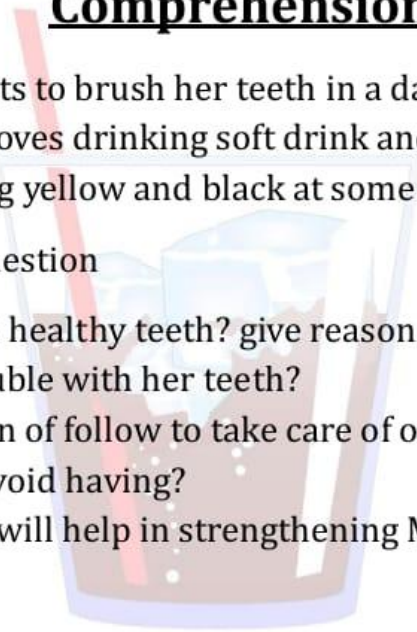
| | | | | |
|---------------------|----------------------------|-------------------------------|-----------------------------------|--------------------------------|
| <u>DAY-1</u> | Breakfast | Lunch | Dinner | Snacks |
| | (300-400) Calories | (400-500) Calories | (400-500) Calories | (100-150) Calories |
| | Oats meals, Berries Nut | Salad, Tofu, Green Veggies | Roasted Vegetables Proteins | Apple, Peanut Butter, Fiber |
| <u>DAY-2</u> | Breakfast | Lunch | Dinner | Snacks |
| | | | | |
| | | | | |
| <u>DAY-3</u> | Breakfast | Lunch | Dinner | Snacks |
| | | | | |
| | | | | |
| <u>DAY-4</u> | Breakfast | Lunch | Dinner | Snacks |
| | | | | |
| | | | | |
| <u>DAY-5</u> | Breakfast | Lunch | Dinner | Snacks |
| | | | | |
| | | | | |

Comprehension

Meena sometimes forgets to brush her teeth in a day she also rarely brushes her teeth twice a day she loves drinking soft drink and eating pastries one day she notices her teeth looking yellow and black at some places

Answer the following question

1. Would you say Meena has healthy teeth? give reason
2. Why is Meena having trouble with her teeth?
3. What routine should mean of follow to take care of our teeth every day?
4. What food should mina avoid having?
5. Name two food item that will help in strengthening Mina's teeth?



NAV JEEWAN MODEL SCHOOL

Caring For Our Teeth

Visited a dentist and ask her/ him to give you a full examination of your teeth also ask the following questions and write down what you learnt in your notebook

1. Which food items should we avoid to keep our teeth healthy?
2. Which food items make our teeth strong and healthy?
3. How can we take care of our teeth?



Our Teeth

Fill in the blanks with the words from the box

| | | |
|------|-----------|------------|
| Chew | Four | Grind |
| Milk | Permanent | Thirty-two |
| | | Twenty |

- We use our teeth to _____ and _____ food into smaller pieces.
- We grow two sets of teeth: _____ teeth and _____ teeth.
- When we are little, we have _____ milk teeth.
- When we are older, we have _____ permanent teeth.
- We have _____ types of different teeth.

For every question choose a), b) or c):

- What is the function of Incisors?**
 - Tear food
 - Cut food
 - Grind food
- What is the function of Canines?**
 - Tear food
 - Grind food
 - Cut food
- What is the function of Premolars and Molars?**
 - Chew and grind food
 - Tear food
 - Cut food
- What is plaque?**
 - A tooth
 - A cavity
 - A sticky substance
- How often should we visit the dentist?**
 - Every year
 - Every six months
 - Every month

Teeth and Eating - Cloze Exercise

Read the sentences below and fill in the missing words from the word bank.



- We have four types of teeth: incisors, _____, premolars and molars.
- We use our teeth to bite, chew, crunch and _____ food.
- Children have a first set of 20 _____ teeth.
- _____ teeth usually appear after about 20 years of age.
- A tooth is made up of three main parts: the crown, the neck and the _____.
- Our teeth help us to break up food so that our bodies can _____ it and turn it into _____.
- Teeth should be cleaned with a _____ and toothpaste.
- Drinks which are high in _____ damage the teeth and cause tooth _____.
- _____ at the front of the mouth slice and cut food.
- Flat premolars and _____ crush and grind food.

| | | | |
|----------|--------|------------|--------|
| sugar | wisdom | digest | root |
| canines | energy | grind | molars |
| incisors | milk | toothbrush | decay |

Riddles with answers 2

Answer the riddles then match them with the pictures

1 - What can run but never walks, has a mouth but never talks, has a head but never weeps, has a bed but never sleeps?

2 - What has teeth but doesn't bite?

3 - It doesn't matter how little or how much I am used, you change me every month.

What am I?

4 - What is served but never eaten?

5 - What has wheels and flies, but it is not a kind of aircraft?

6 - What has to be broken before it can be used?

7 - I am not alive, but I grow. I need air but I don't have lungs. What am I?

8 - What comes down but never goes up?

9 - What has a head and a tail but no body?

10- What never becomes wetter the more it rains?

11- When I come up we go, When I go down we stay. What am I?

12- What has been around for millions of years but is never more than a month old?



Name: _____

Grade: IV

Food and Nutrition



1. Fill in the blanks.

- Food can be eaten in _____ or _____ form.
- _____ helps the body to fight diseases.
- A _____ contains all the nutrients such as fats, protein, vitamins, etc in correct amounts.
- Proteins are called _____ nutrients.

2. Give two examples of food that contains the following nutrients.

- Vitamins _____
- Fats _____
- Minerals _____
- Proteins _____



3. Circle the odd one out. Give reason for your answer.

- Canning, roughing, freezing, boiling _____
- Oil, butter, groundnuts, honey _____
- Spinach, cabbage, cheese, apple _____

4. Define.

- Nutrients
- Food preservation



NAV JEEWAN MODEL SCHOOL

C. Name three food that

1. Protect us from diseases.

(a) _____ (b) _____ (c) _____

2. Give us energy

(a) _____ (b) _____ (c) _____

Hot Questions

Think and answer

Rohit has noodles for breakfast. Anaya has idlis. Who will be healthier? discuss with your parents.

Creative Corner ●●

A. Rearrange the letters given in the brackets and complete the blanks.

1. Food give us _____ to work and play. (gerney)

2. Body-building food are rich in _____. (ropetisn)

3. Protective-food are rich in _____. (tivmnais)

B. Here are given some food pictures. Write the name of food according to the following groups and write how these food help.

| | | | | | | | | | |
|---|---|---|---|---|---|--|---|---|---|
|  |  |  |  |  |  |  |  |  |  |
| Energy-giving food | We need this food for | | Body-building | | Protective food | | | | |
| _____ | _____ | | _____ | | _____ | | | | |
| _____ | _____ | | _____ | | _____ | | | | |

NAV JEEWAN MODEL SCHOOL

Drawing

Activity 1: -Make a drawing showing how we can protect trees, water, and animals.

Activity 2: -Draw and color your favorite cartoon or superhero.

Activity 3: Bottle craft from Drawing book pg. no. 18.

Activity 4: -Color the following picture by number.

COLOR BY NUMBER



